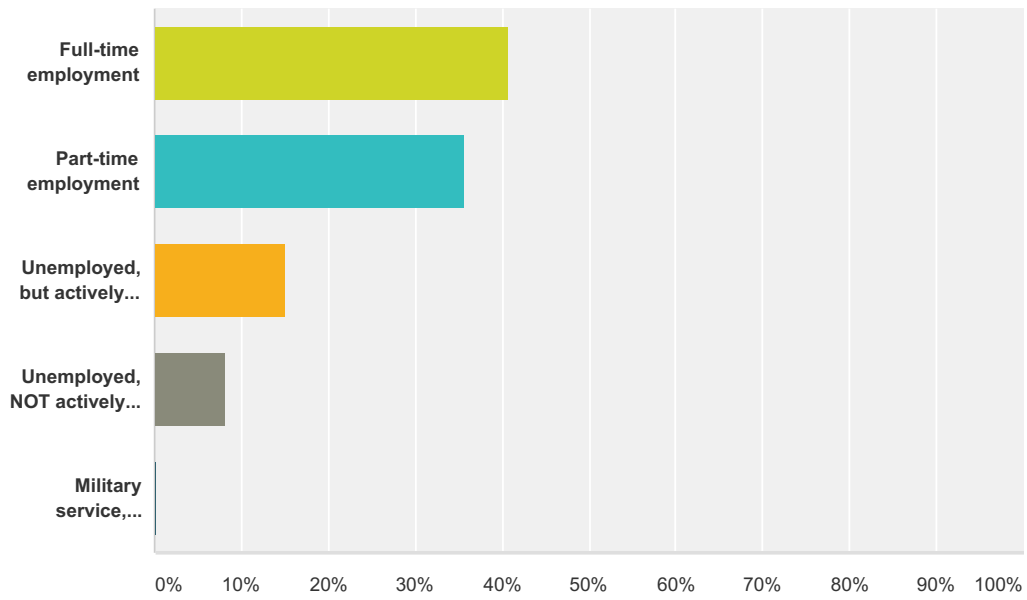


Q1 What is your present employment status?

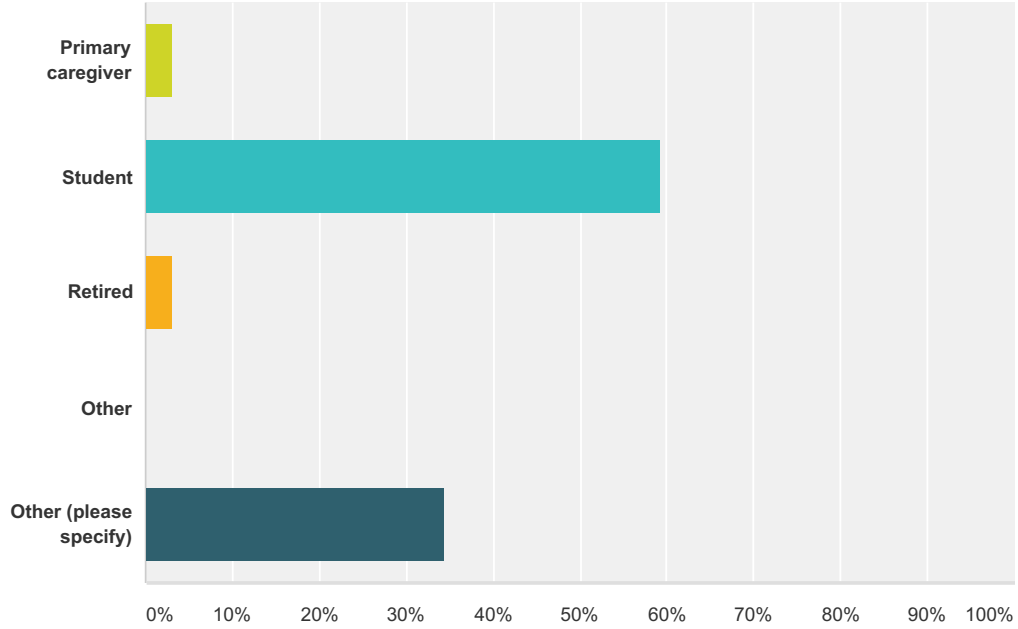
Answered: 405 Skipped: 3



Answer Choices	Responses
Full-time employment	40.74% 165
Part-time employment	35.80% 145
Unemployed, but actively seeking employment	15.06% 61
Unemployed, NOT actively seeking employment	8.15% 33
Military service, full-time	0.25% 1
Total	405

**Q2 In question 1 above, if you answered:
"unemployed, NOT actively seeking
employment", please indicate why:**

Answered: 32 Skipped: 376



Answer Choices	Responses
Primary caregiver	3.13% 1
Student	59.38% 19
Retired	3.13% 1
Other	0.00% 0
Other (please specify)	34.38% 11
Total	32

Q3 What is the name of your curent employer?

Answered: 47 Skipped: 361

Q4 Where is the city and state of your current employer?

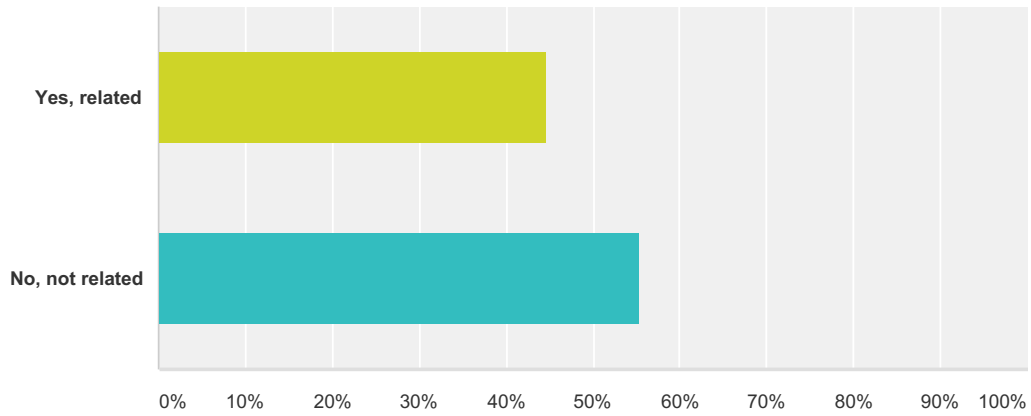
Answered: 245 Skipped: 163

Q5 What is your current job title?

Answered: 241 Skipped: 167

Q6 Is your current job related to your community college major/field of study?

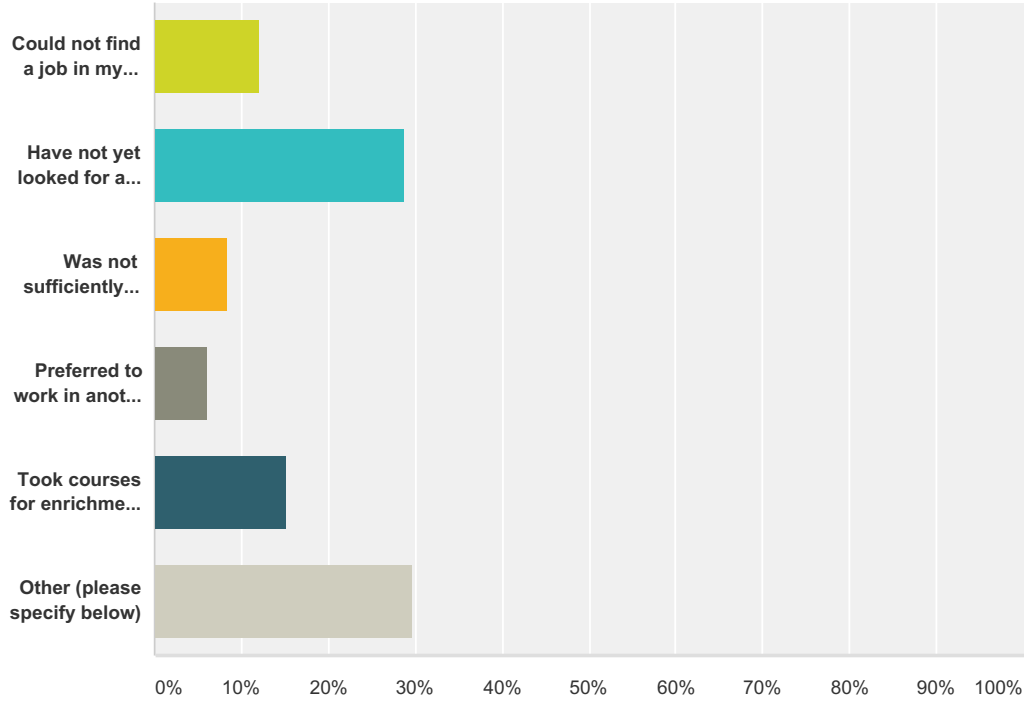
Answered: 251 Skipped: 157



Answer Choices	Responses	
Yes, related	44.62%	112
No, not related	55.38%	139
Total		251

Q7 If you answered "No" to question 6, please indicate why: (otherwise, skip to question 8)

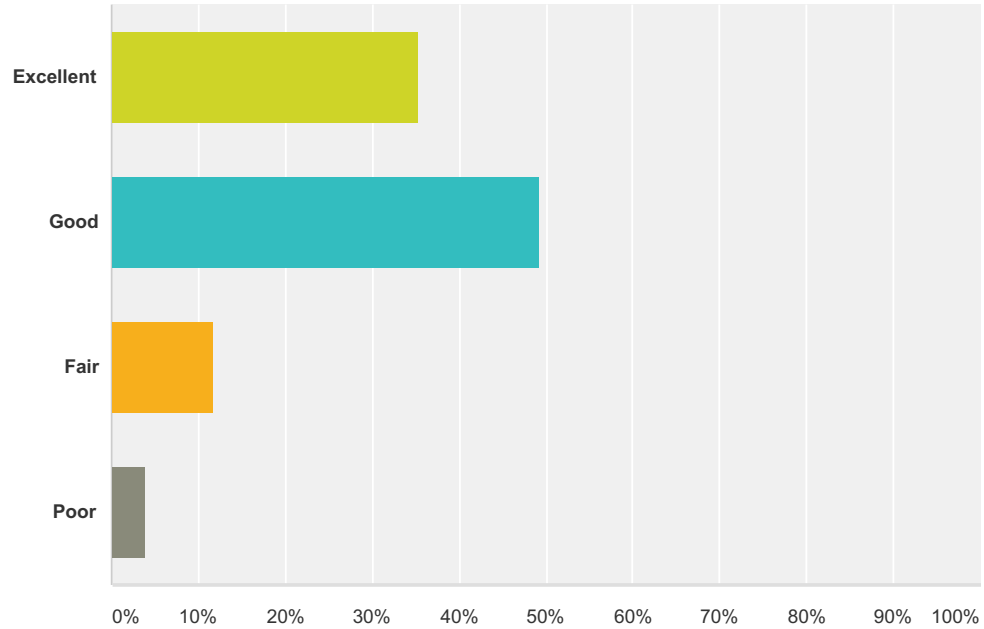
Answered: 132 Skipped: 276



Answer Choices	Responses	
Could not find a job in my field of preparation	12.12%	16
Have not yet looked for a job in my field	28.79%	38
Was not sufficiently qualified	8.33%	11
Preferred to work in another field	6.06%	8
Took courses for enrichment, not job-related	15.15%	20
Other (please specify below)	29.55%	39
Total		132

Q8 How would you rate your community college education as preparation for your current employment?

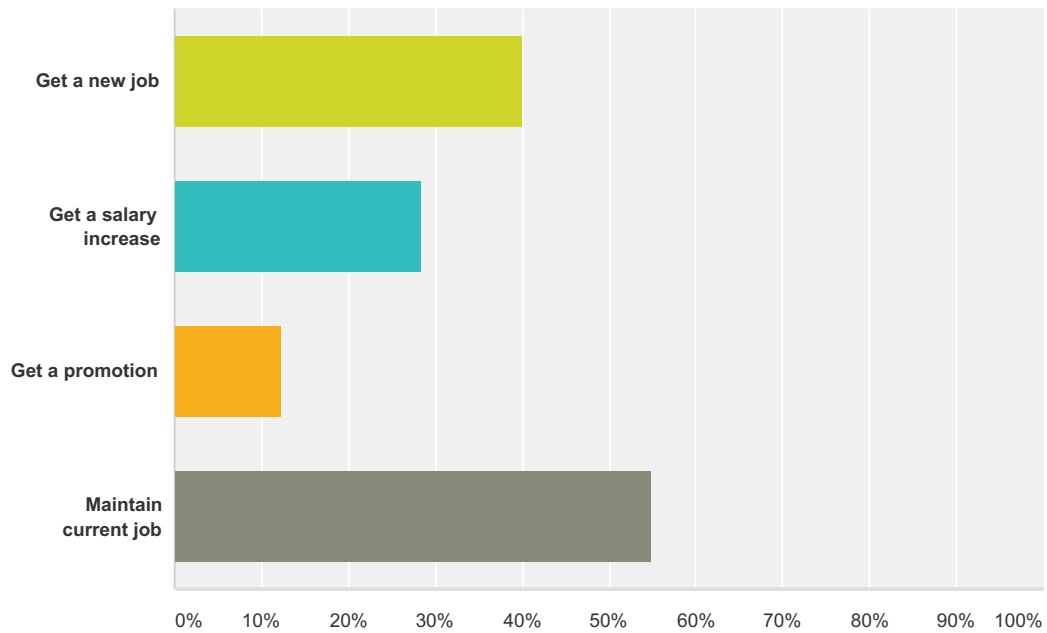
Answered: 233 Skipped: 175



Answer Choices	Responses
Excellent	35.19% 82
Good	49.36% 115
Fair	11.59% 27
Poor	3.86% 9
Total	233

Q9 Did your community college education help you... (check all that apply)

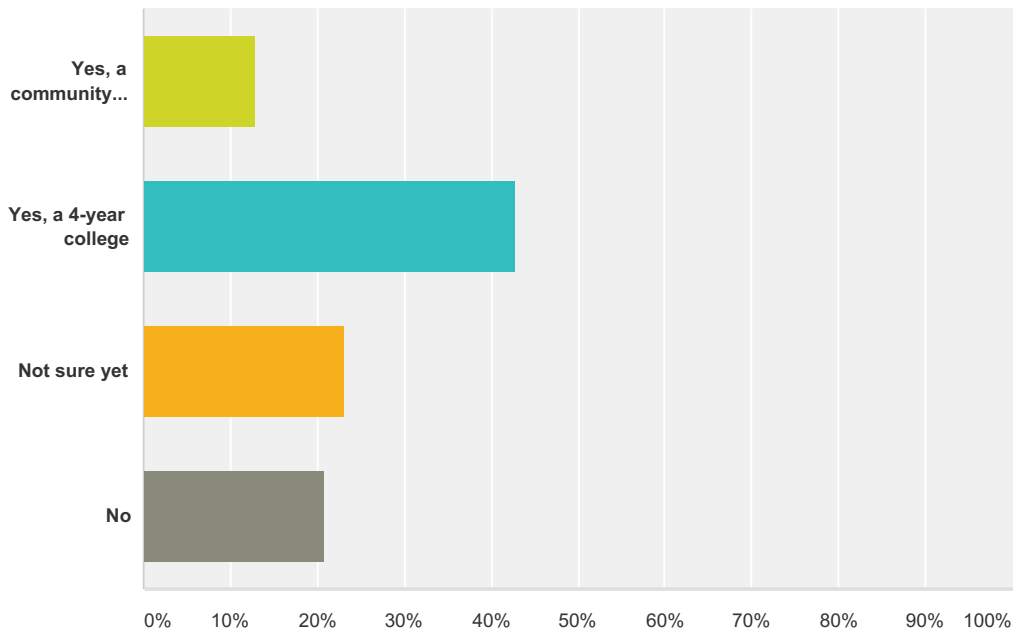
Answered: 162 Skipped: 246



Answer Choices	Responses	
Get a new job	40.12%	65
Get a salary increase	28.40%	46
Get a promotion	12.35%	20
Maintain current job	54.94%	89
Total Respondents: 162		

Q10 Do you plan to attend a college or university for the coming fall semester?

Answered: 345 Skipped: 63



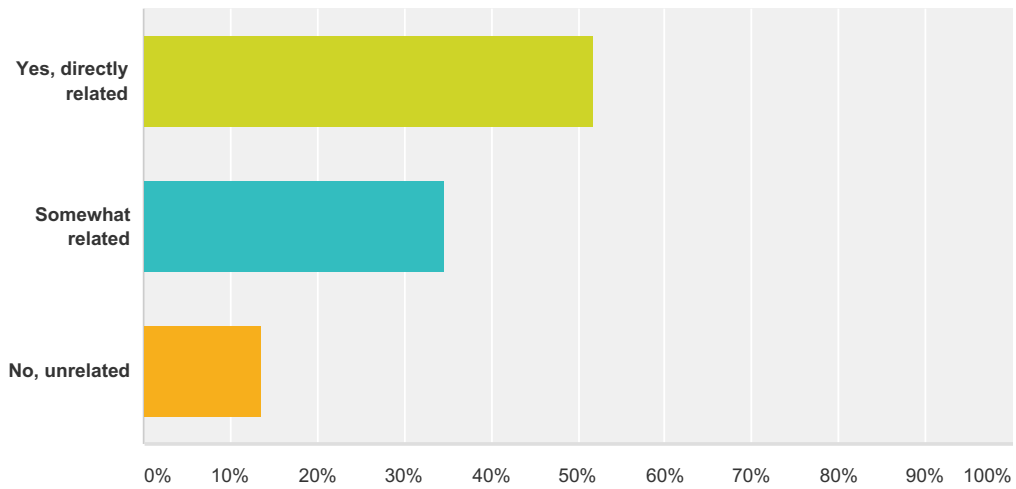
Answer Choices	Responses
Yes, a community college	13.04% 45
Yes, a 4-year college	42.90% 148
Not sure yet	23.19% 80
No	20.87% 72
Total	345

Q11 What is the name of the college you plan to attend in the fall semester?

Answered: 180 Skipped: 228

Q12 Will your academic major this fall be related to your community college major?

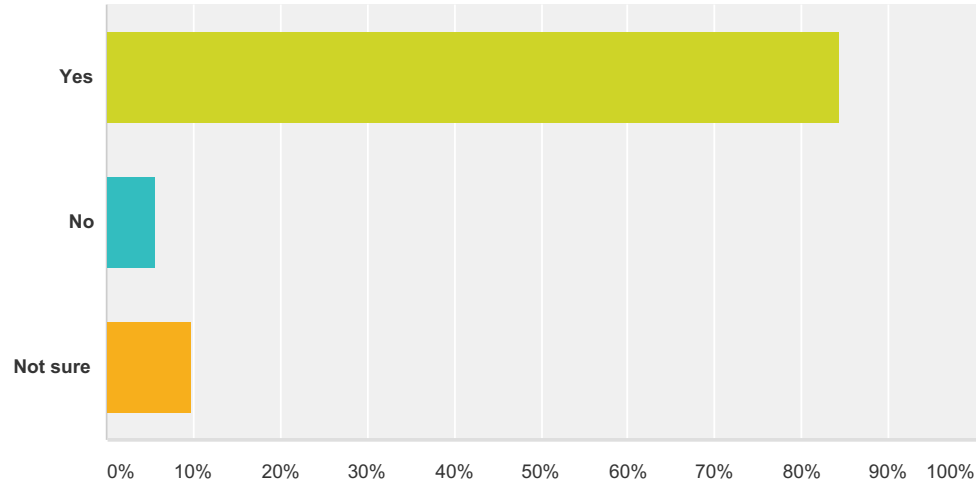
Answered: 193 Skipped: 215



Answer Choices	Responses	
Yes, directly related	51.81%	100
Somewhat related	34.72%	67
No, unrelated	13.47%	26
Total		193

Q13 Do you feel your current community college education has prepared you for your future college studies?

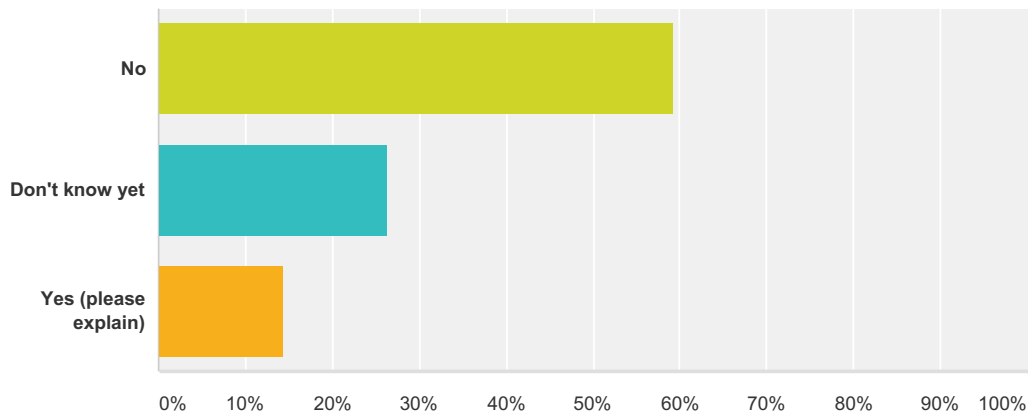
Answered: 192 Skipped: 216



Answer Choices	Responses
Yes	84.38% 162
No	5.73% 11
Not sure	9.90% 19
Total	192

Q14 Did you have any difficulty with transferring credits to another institution?

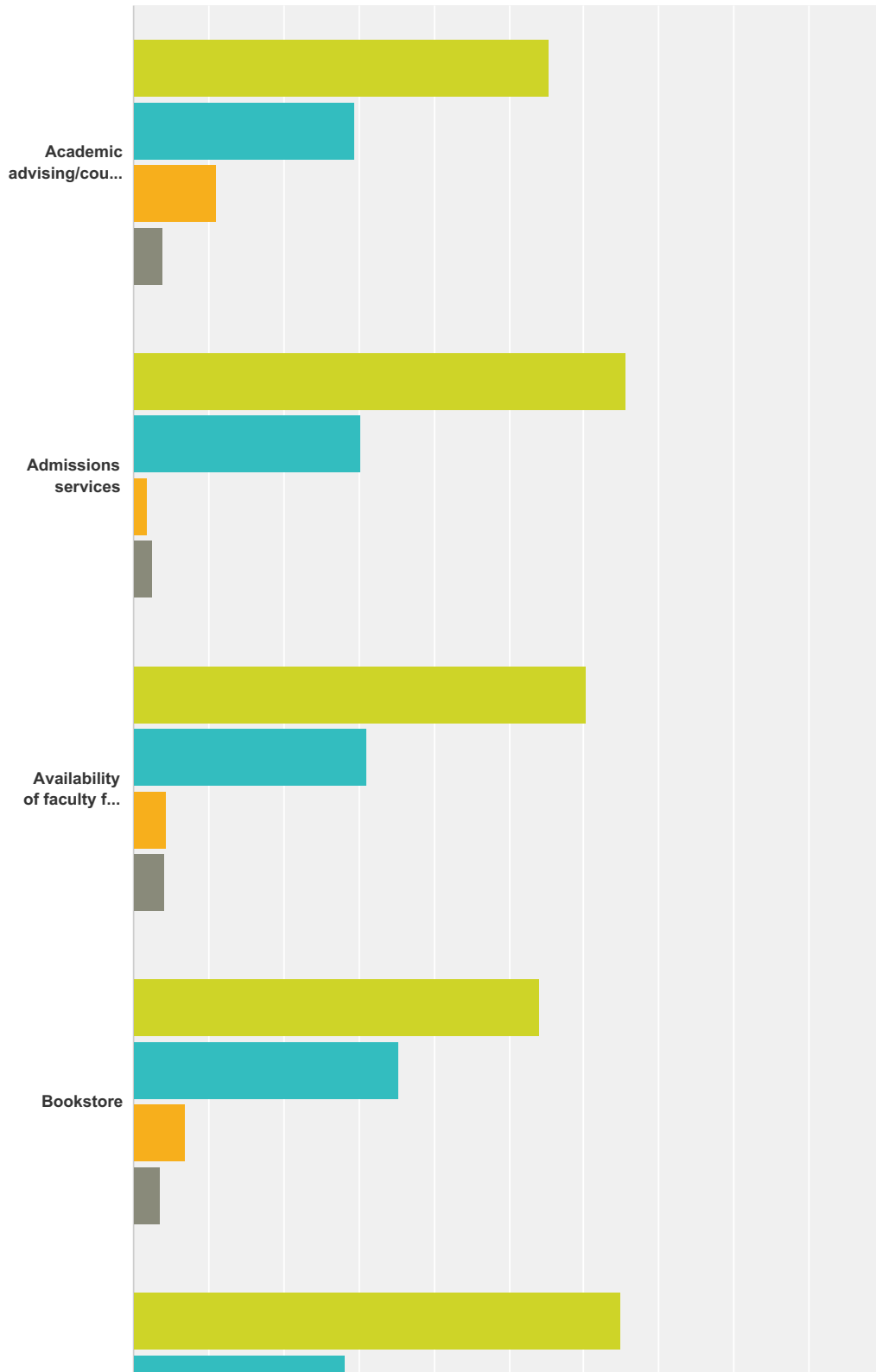
Answered: 194 Skipped: 214



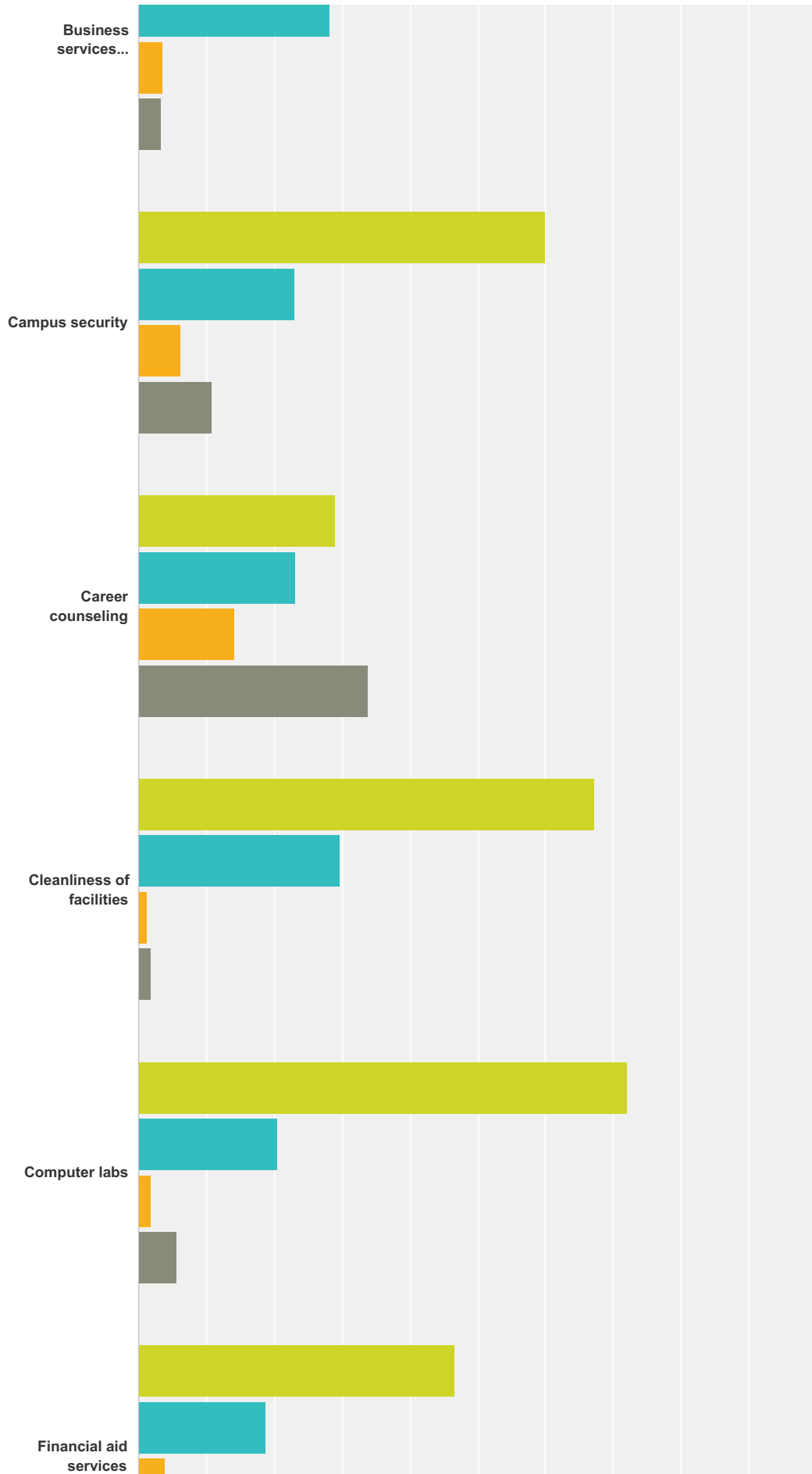
Answer Choices	Responses	
No	59.28%	115
Don't know yet	26.29%	51
Yes (please explain)	14.43%	28
Total		194

Q15 Please rate your level of satisfaction with each of the following student services at the community college from which you graduated:

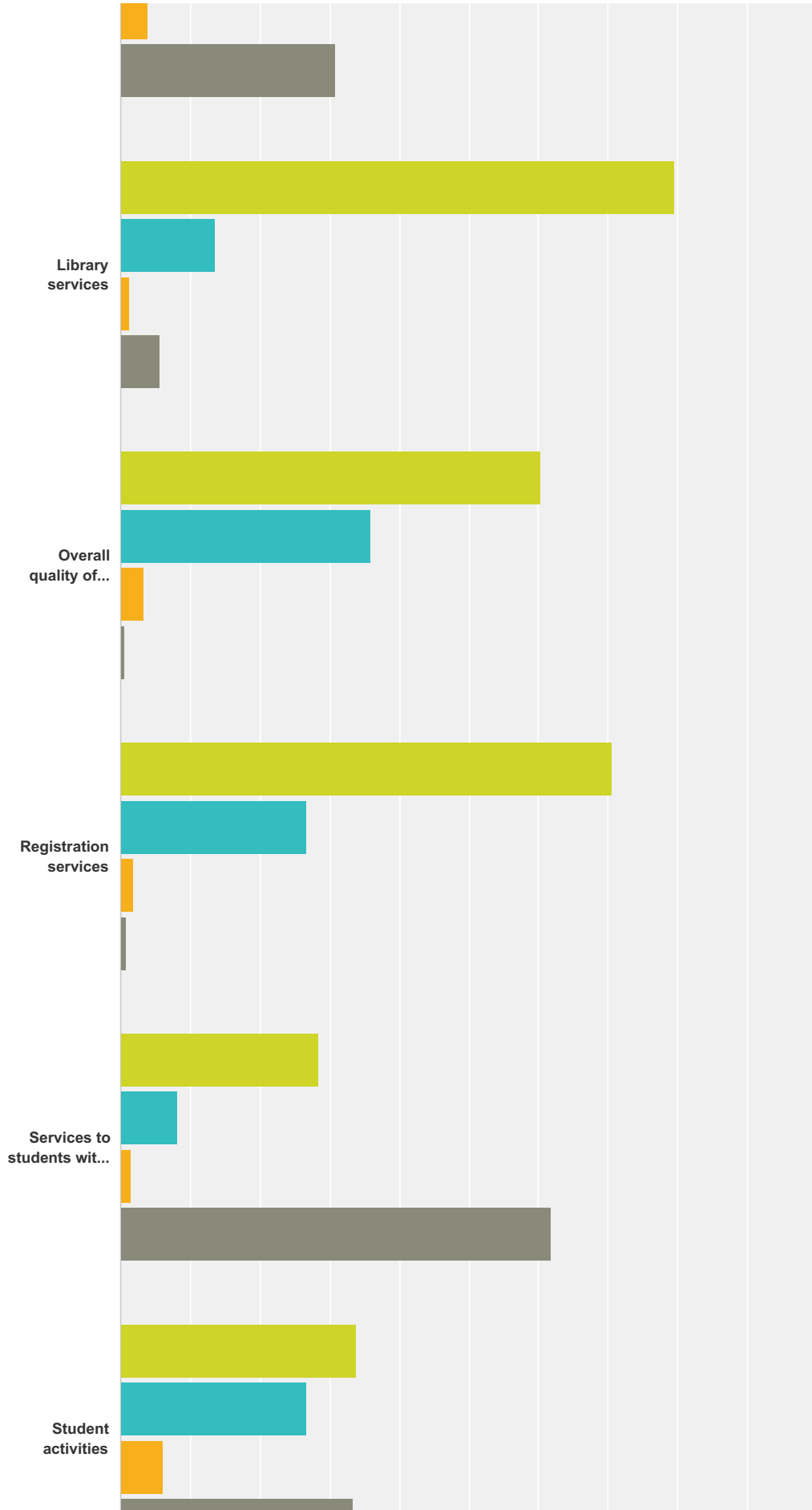
Answered: 335 Skipped: 73



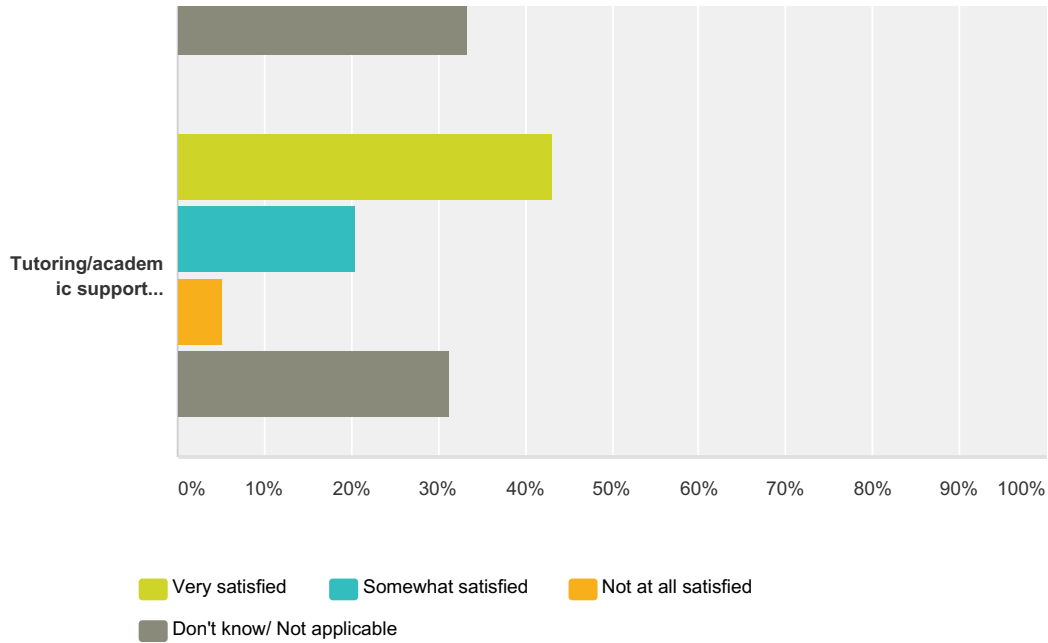
Community College Graduate Survey



Community College Graduate Survey



Community College Graduate Survey



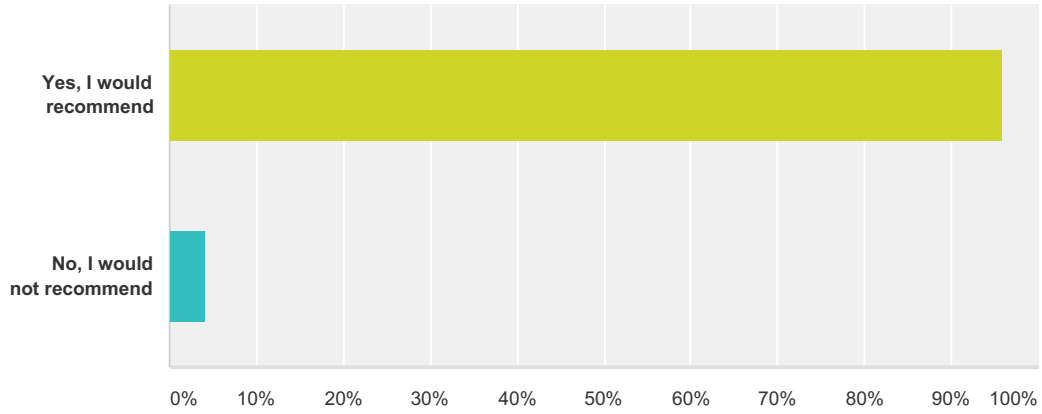
	Very satisfied	Somewhat satisfied	Not at all satisfied	Don't know/ Not applicable	Total
Academic advising/counseling	55.42% 184	29.52% 98	11.14% 37	3.92% 13	332
Admissions services	65.56% 217	30.21% 100	1.81% 6	2.42% 8	331
Availability of faculty for interaction outside of the classroom	60.30% 202	31.04% 104	4.48% 15	4.18% 14	335
Bookstore	54.08% 179	35.35% 117	6.95% 23	3.63% 12	331
Business services (cashiers, payment process, etc.)	64.97% 217	28.14% 94	3.59% 12	3.29% 11	334
Campus security	59.82% 198	22.96% 76	6.34% 21	10.88% 36	331
Career counseling	28.92% 96	23.19% 77	14.16% 47	33.73% 112	332
Cleanliness of facilities	67.27% 224	29.73% 99	1.20% 4	1.80% 6	333
Computer labs	71.99% 239	20.48% 68	1.81% 6	5.72% 19	332
Financial aid services	46.53% 154	18.73% 62	3.93% 13	30.82% 102	331
Library services	79.64% 266	13.47% 45	1.20% 4	5.69% 19	334
Overall quality of faculty instruction	60.30% 202	35.82% 120	3.28% 11	0.60% 2	335
Registration services	70.61% 233	26.67% 88	1.82% 6	0.91% 3	330
Services to students with disabilities	28.35% 93	8.23% 27	1.52% 5	61.89% 203	328

Community College Graduate Survey

Student activities	33.74% 111	26.75% 88	6.08% 20	33.43% 110	329
Tutoring/academic support services	43.16% 142	20.36% 67	5.17% 17	31.31% 103	329

Q16 Would you recommend your community college to a friend or family member?

Answered: 329 Skipped: 79



Answer Choices	Responses
Yes, I would recommend	95.74% 315
No, I would not recommend	4.26% 14
Total	329

Q17 Looking back on your community college education, is there anything you would change about your academic program and the preparation it provided you?

Answered: 142 Skipped: 266

Q18 What stands out in your mind (positive and/or negative) about your Connecticut community college experience?

Answered: 180 Skipped: 228