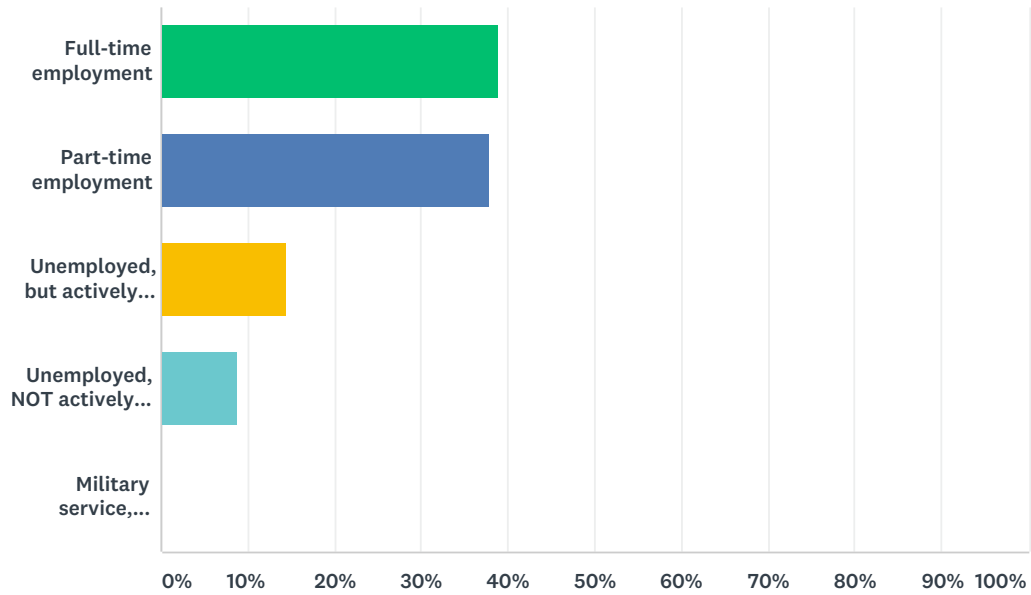


Q1 What is your present employment status?

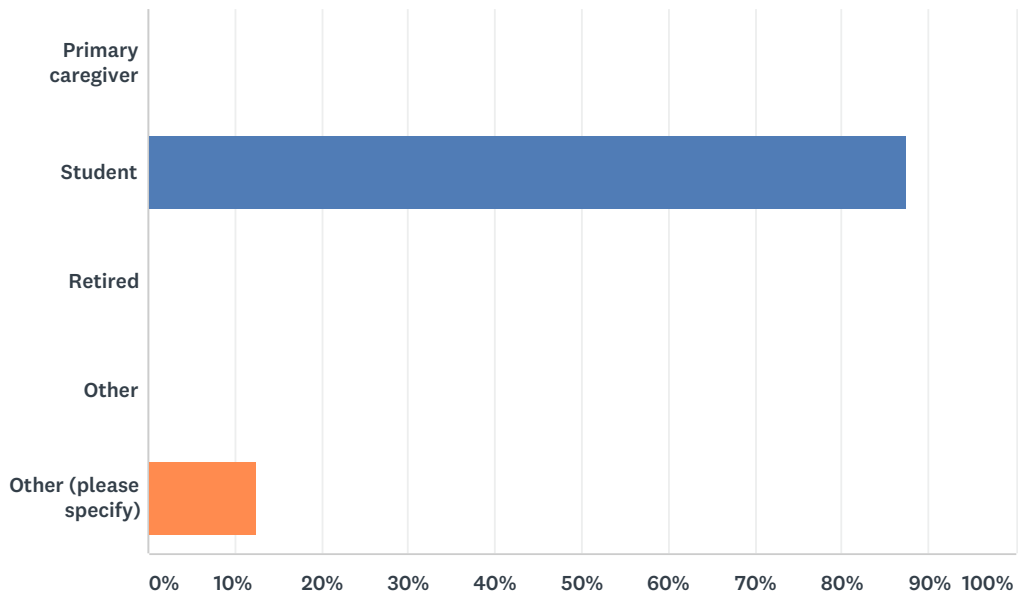
Answered: 90 Skipped: 1



ANSWER CHOICES	RESPONSES	
Full-time employment	38.89%	35
Part-time employment	37.78%	34
Unemployed, but actively seeking employment	14.44%	13
Unemployed, NOT actively seeking employment	8.89%	8
Military service, full-time	0.00%	0
TOTAL		90

Q2 In question 1 above, if you answered: "unemployed, NOT actively seeking employment", please indicate why:

Answered: 8 Skipped: 83



ANSWER CHOICES	RESPONSES	
Primary caregiver	0.00%	0
Student	87.50%	7
Retired	0.00%	0
Other	0.00%	0
Other (please specify)	12.50%	1
TOTAL		8

Q3 What is the name of your curent employer?

Answered: 45 Skipped: 46

Q4 Where is the city and state of your current employer?

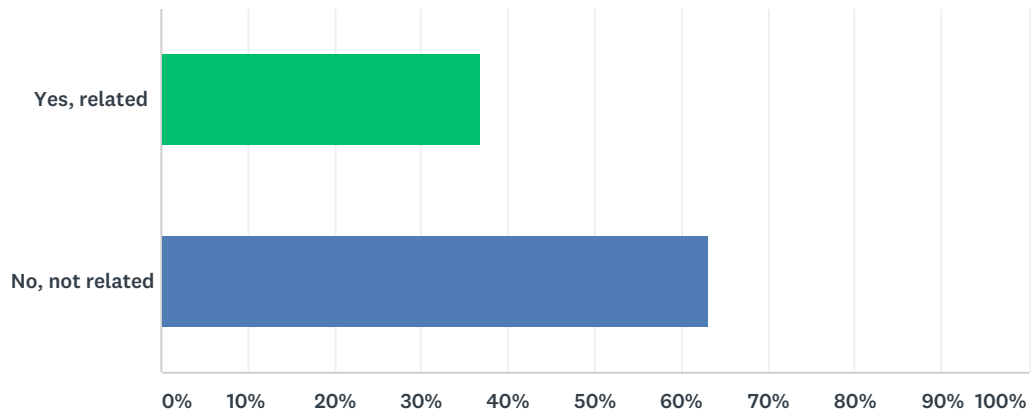
Answered: 48 Skipped: 43

Q5 What is your current job title?

Answered: 46 Skipped: 45

Q6 Is your current job related to your community college major/field of study?

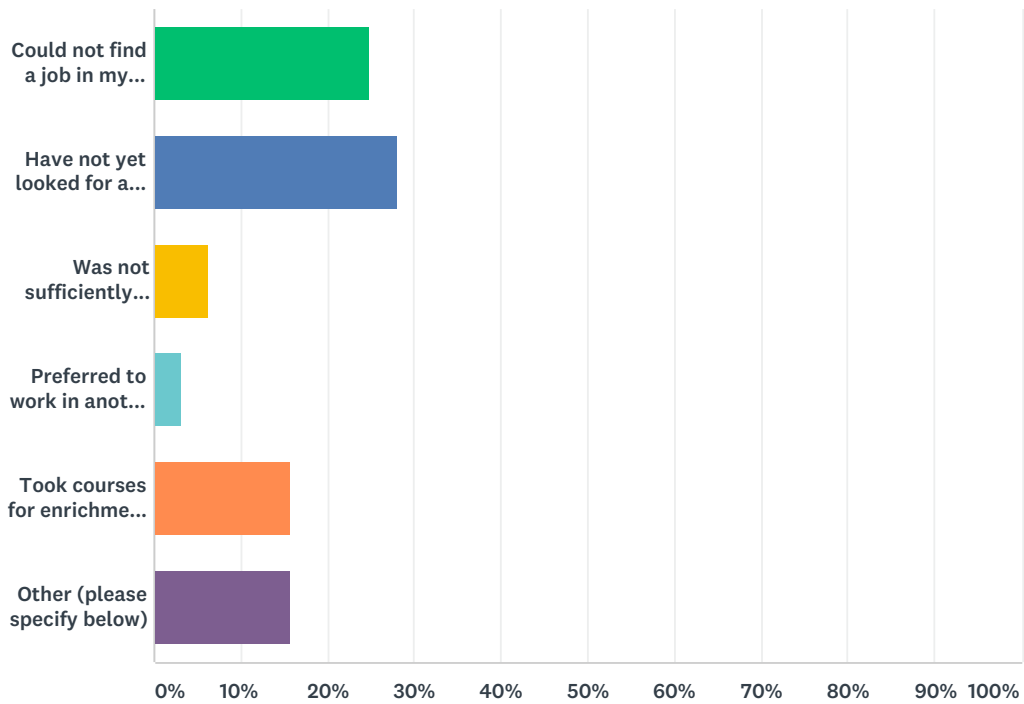
Answered: 49 Skipped: 42



ANSWER CHOICES	RESPONSES	
Yes, related	36.73%	18
No, not related	63.27%	31
TOTAL		49

Q7 If you answered "No" to question 6, please indicate why: (otherwise, skip to question 8)

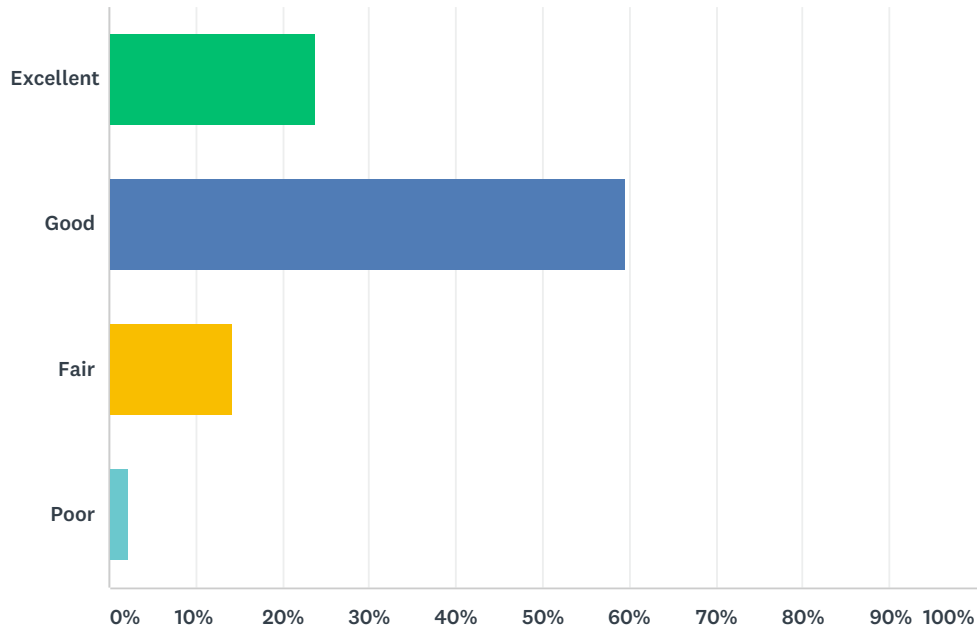
Answered: 32 Skipped: 59



ANSWER CHOICES	RESPONSES	
Could not find a job in my field of preparation	25.00%	8
Have not yet looked for a job in my field	28.13%	9
Was not sufficiently qualified	6.25%	2
Preferred to work in another field	3.13%	1
Took courses for enrichment, not job-related	15.63%	5
Other (please specify below)	15.63%	5
TOTAL		32

Q8 How would you rate your community college education as preparation for your current employment?

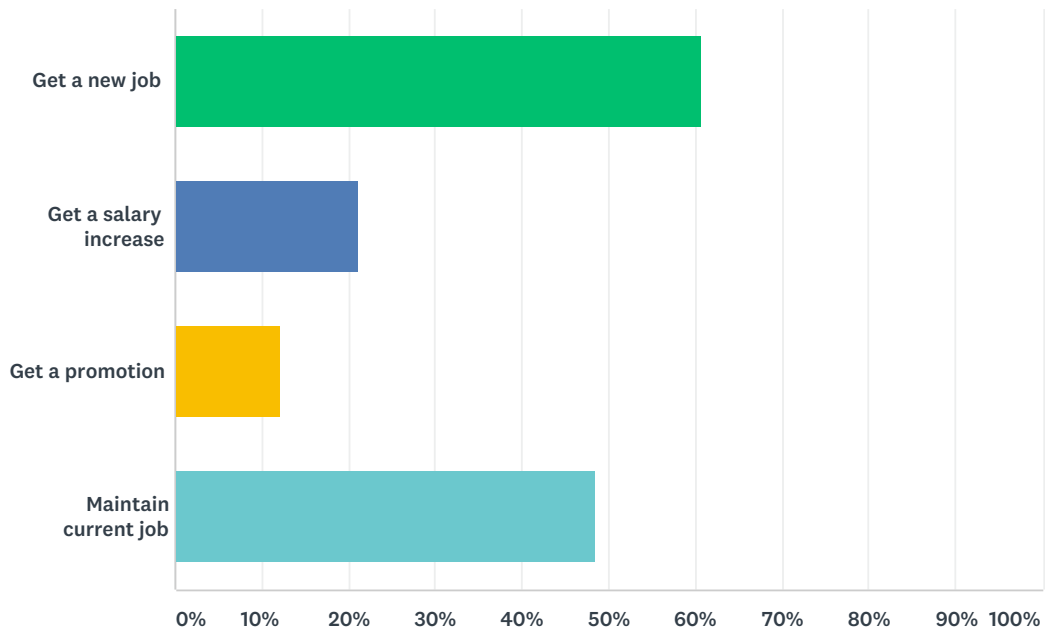
Answered: 42 Skipped: 49



ANSWER CHOICES	RESPONSES	
Excellent	23.81%	10
Good	59.52%	25
Fair	14.29%	6
Poor	2.38%	1
TOTAL		42

Q9 Did your community college education help you... (check all that apply)

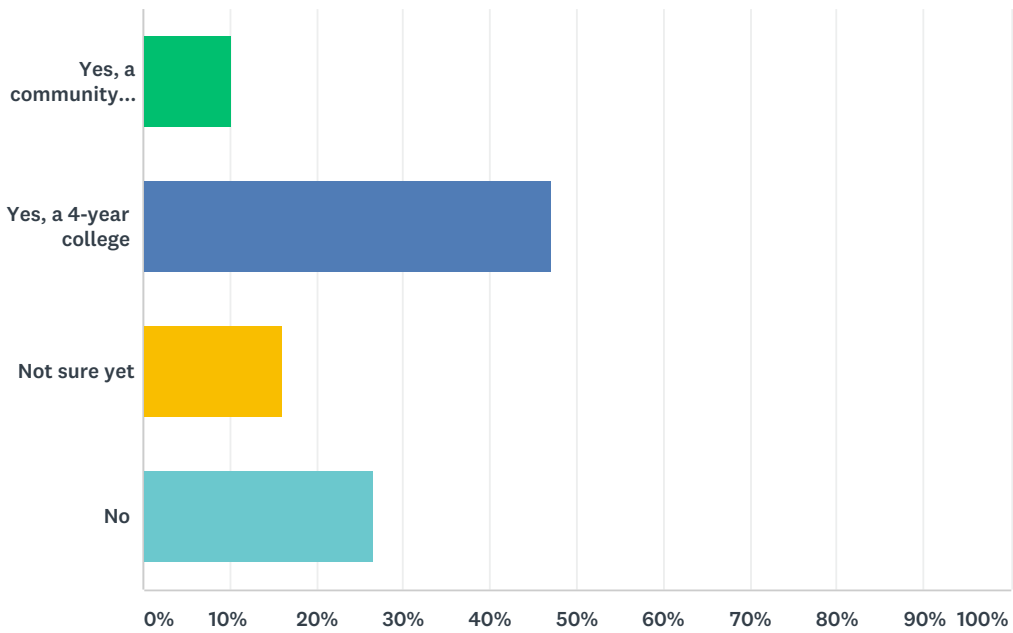
Answered: 33 Skipped: 58



ANSWER CHOICES	RESPONSES
Get a new job	60.61% 20
Get a salary increase	21.21% 7
Get a promotion	12.12% 4
Maintain current job	48.48% 16
Total Respondents: 33	

Q10 Do you plan to attend a college or university for the coming fall semester?

Answered: 68 Skipped: 23



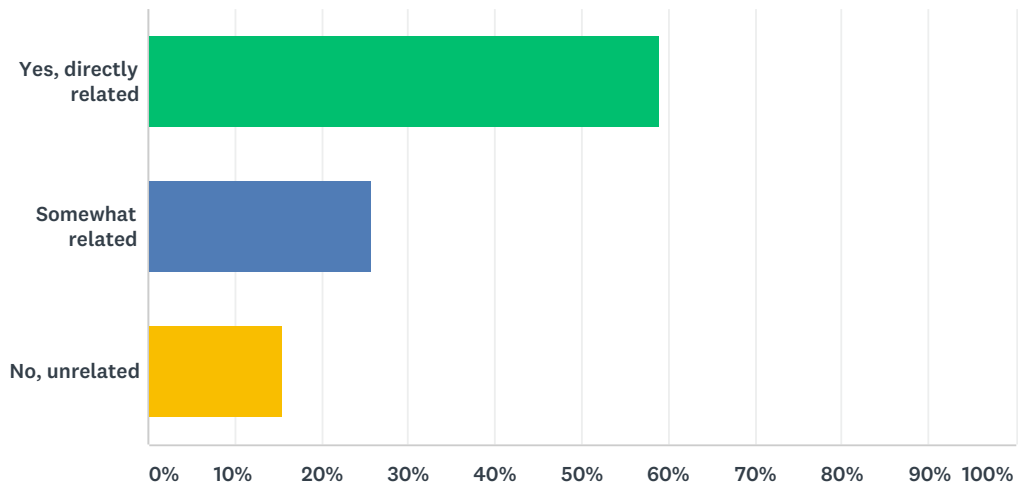
ANSWER CHOICES	RESPONSES	
Yes, a community college	10.29%	7
Yes, a 4-year college	47.06%	32
Not sure yet	16.18%	11
No	26.47%	18
TOTAL		68

Q11 What is the name of the college you plan to attend in the fall semester?

Answered: 37 Skipped: 54

Q12 Will your academic major this fall be related to your community college major?

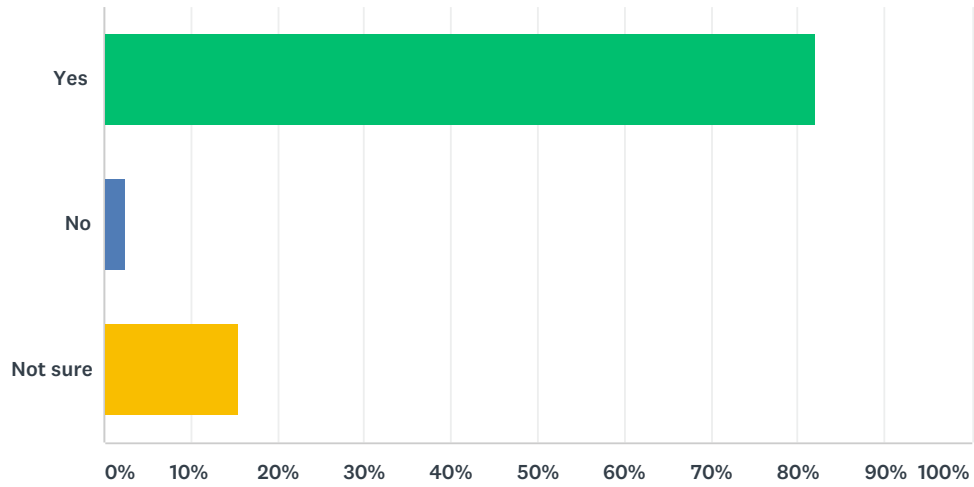
Answered: 39 Skipped: 52



ANSWER CHOICES	RESPONSES	
Yes, directly related	58.97%	23
Somewhat related	25.64%	10
No, unrelated	15.38%	6
TOTAL		39

Q13 Do you feel your current community college education has prepared you for your future college studies?

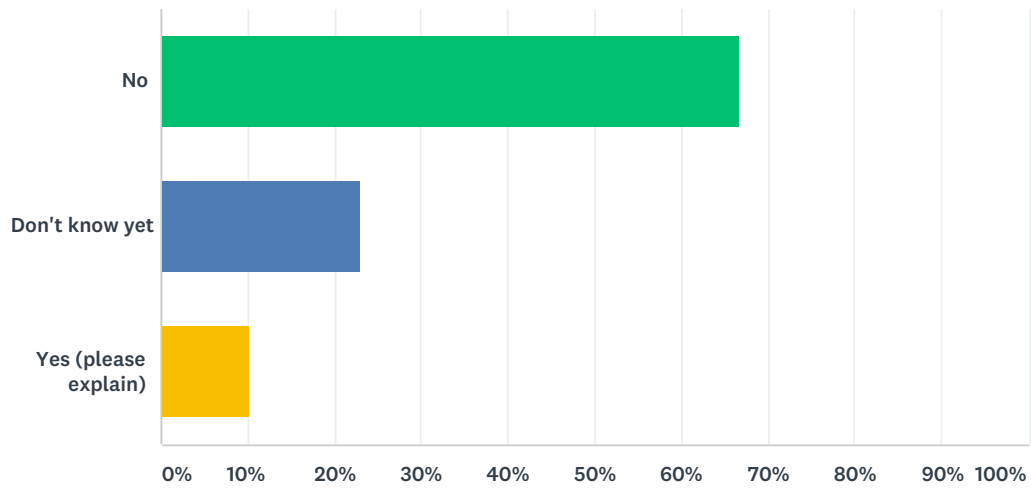
Answered: 39 Skipped: 52



ANSWER CHOICES	RESPONSES	
Yes	82.05%	32
No	2.56%	1
Not sure	15.38%	6
TOTAL		39

Q14 Did you have any difficulty with transferring credits to another institution?

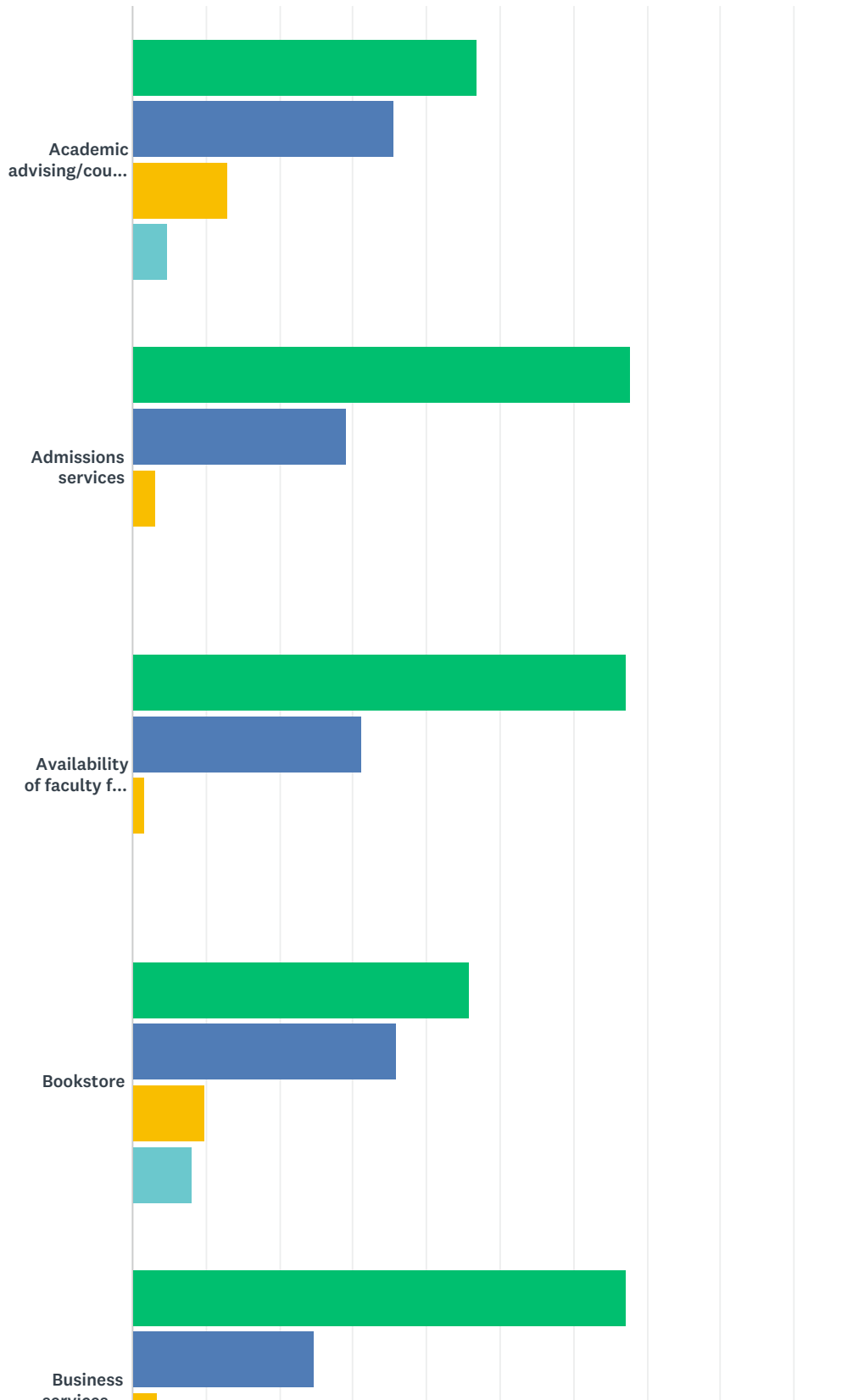
Answered: 39 Skipped: 52



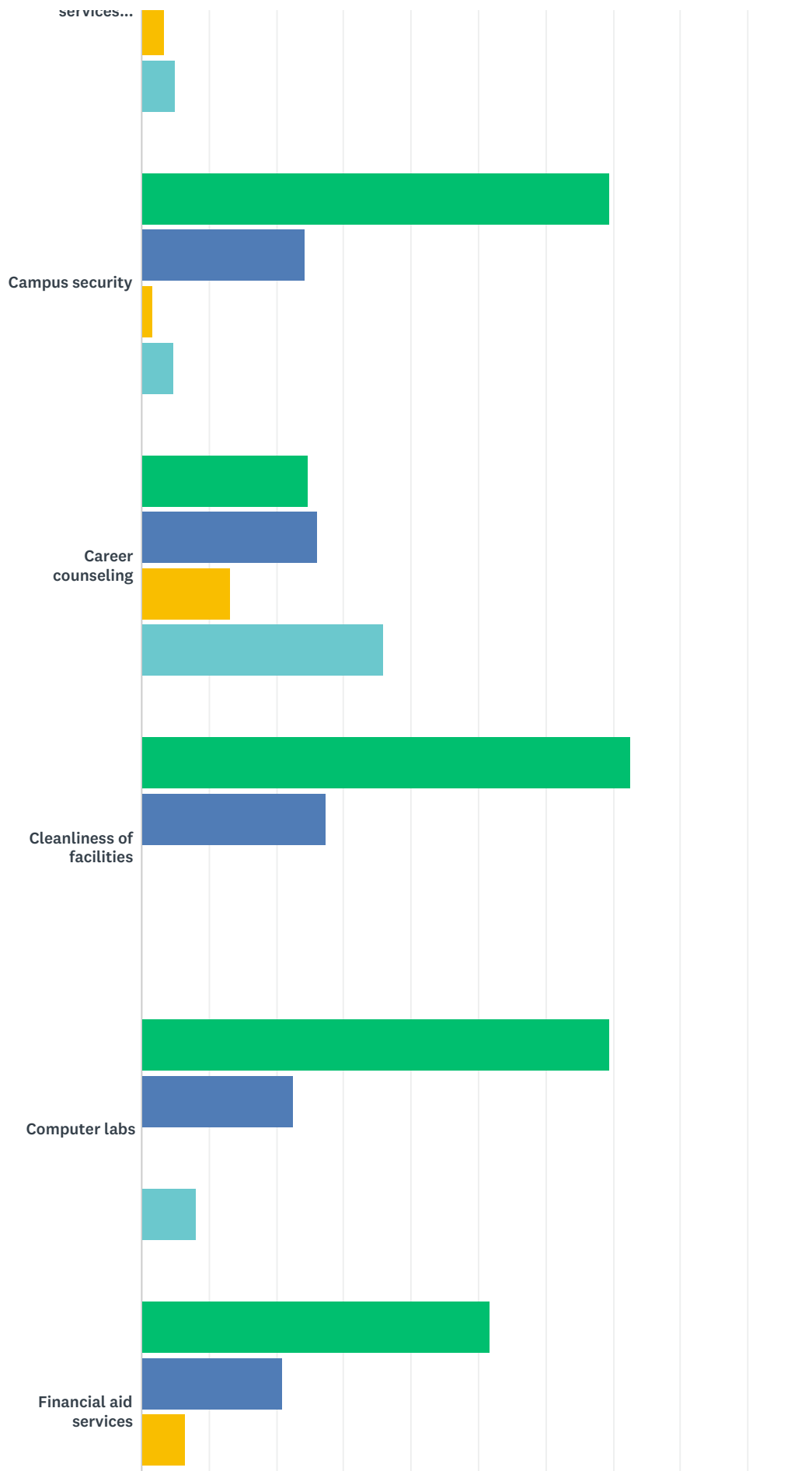
ANSWER CHOICES	RESPONSES	
No	66.67%	26
Don't know yet	23.08%	9
Yes (please explain)	10.26%	4
TOTAL		39

Q15 Please rate your level of satisfaction with each of the following student services at the community college from which you graduated:

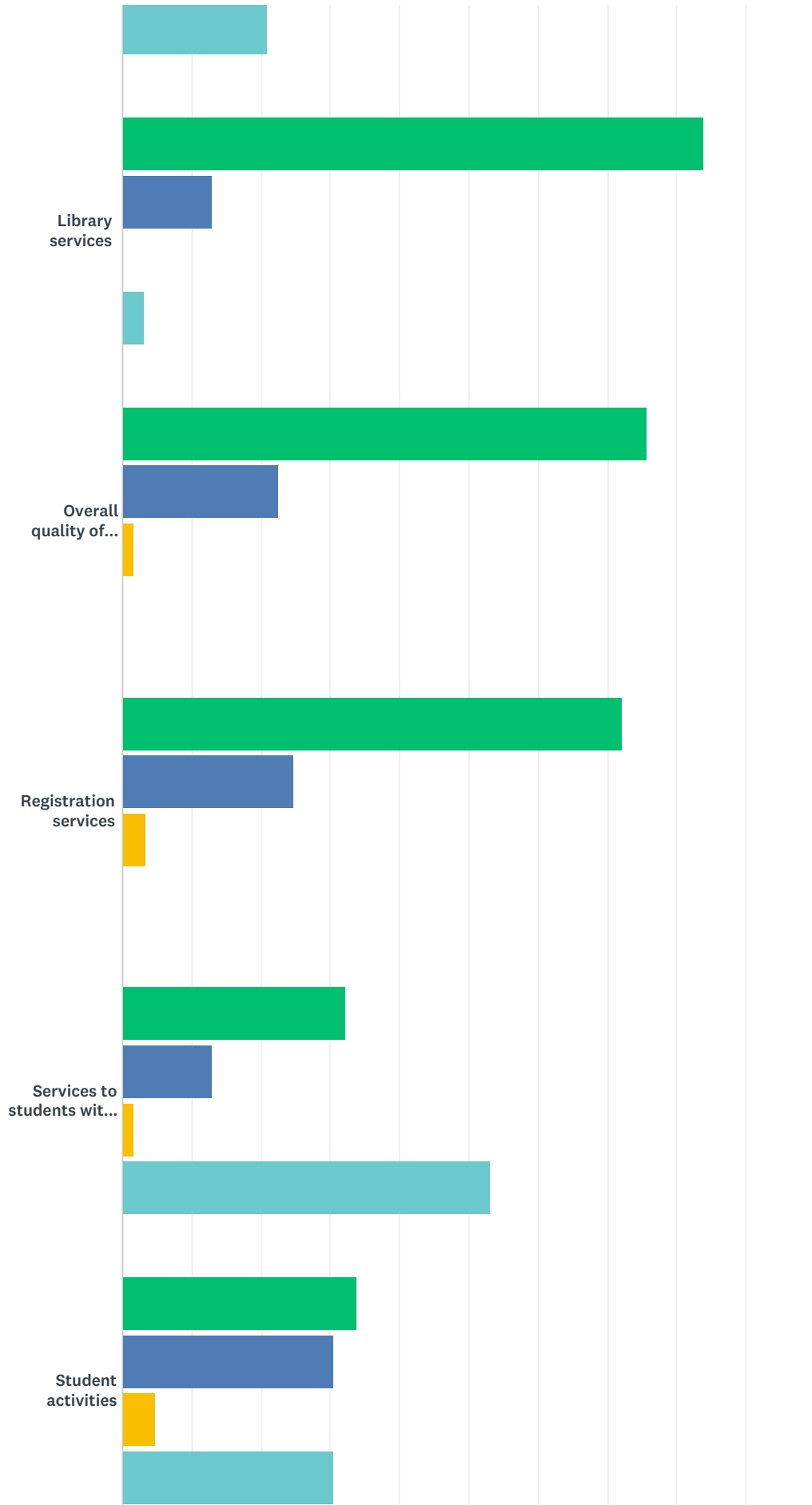
Answered: 62 Skipped: 29



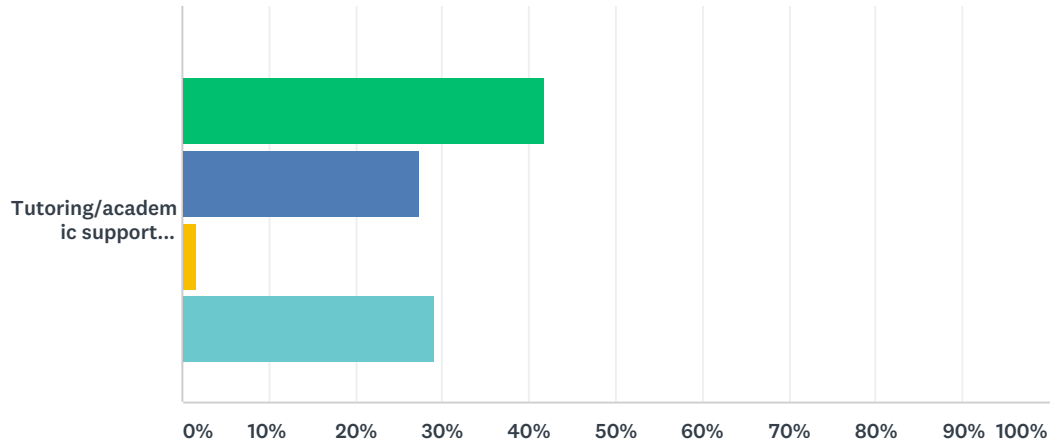
Tunxis Graduate Survey 2016



Tunxis Graduate Survey 2016



Tunxis Graduate Survey 2016



■ Very satisfied
 ■ Somewhat satisfied
 ■ Not at all satisfied
■ Don't know/ Not applicable

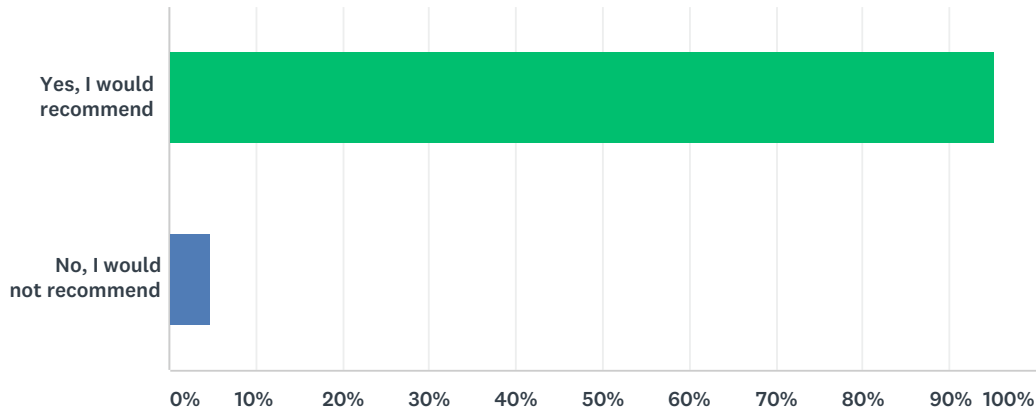
	VERY SATISFIED	SOMEWHAT SATISFIED	NOT AT ALL SATISFIED	DON'T KNOW/ NOT APPLICABLE	TOTAL
Academic advising/counseling	46.77% 29	35.48% 22	12.90% 8	4.84% 3	62
Admissions services	67.74% 42	29.03% 18	3.23% 2	0.00% 0	62
Availability of faculty for interaction outside of the classroom	67.21% 41	31.15% 19	1.64% 1	0.00% 0	61
Bookstore	45.90% 28	36.07% 22	9.84% 6	8.20% 5	61
Business services (cashiers, payment process, etc.)	67.21% 41	24.59% 15	3.28% 2	4.92% 3	61
Campus security	69.35% 43	24.19% 15	1.61% 1	4.84% 3	62
Career counseling	24.59% 15	26.23% 16	13.11% 8	36.07% 22	61
Cleanliness of facilities	72.58% 45	27.42% 17	0.00% 0	0.00% 0	62
Computer labs	69.35% 43	22.58% 14	0.00% 0	8.06% 5	62
Financial aid services	51.61% 32	20.97% 13	6.45% 4	20.97% 13	62
Library services	83.87% 52	12.90% 8	0.00% 0	3.23% 2	62
Overall quality of faculty instruction	75.81% 47	22.58% 14	1.61% 1	0.00% 0	62
Registration services	72.13% 44	24.59% 15	3.28% 2	0.00% 0	61
Services to students with disabilities	32.26% 20	12.90% 8	1.61% 1	53.23% 33	62
Student activities	33.87% 21	30.65% 19	4.84% 3	30.65% 19	62

Tunxis Graduate Survey 2016

Tutoring/academic support services	41.94% 26	27.42% 17	1.61% 1	29.03% 18	62
------------------------------------	--------------	--------------	------------	--------------	----

Q16 Would you recommend your community college to a friend or family member?

Answered: 62 Skipped: 29



ANSWER CHOICES	RESPONSES	
Yes, I would recommend	95.16%	59
No, I would not recommend	4.84%	3
TOTAL		62

Q17 Looking back on your community college education, is there anything you would change about your academic program and the preparation it provided you?

Answered: 31 Skipped: 60

Q18 What stands out in your mind (positive and/or negative) about your Connecticut community college experience?

Answered: 35 Skipped: 56