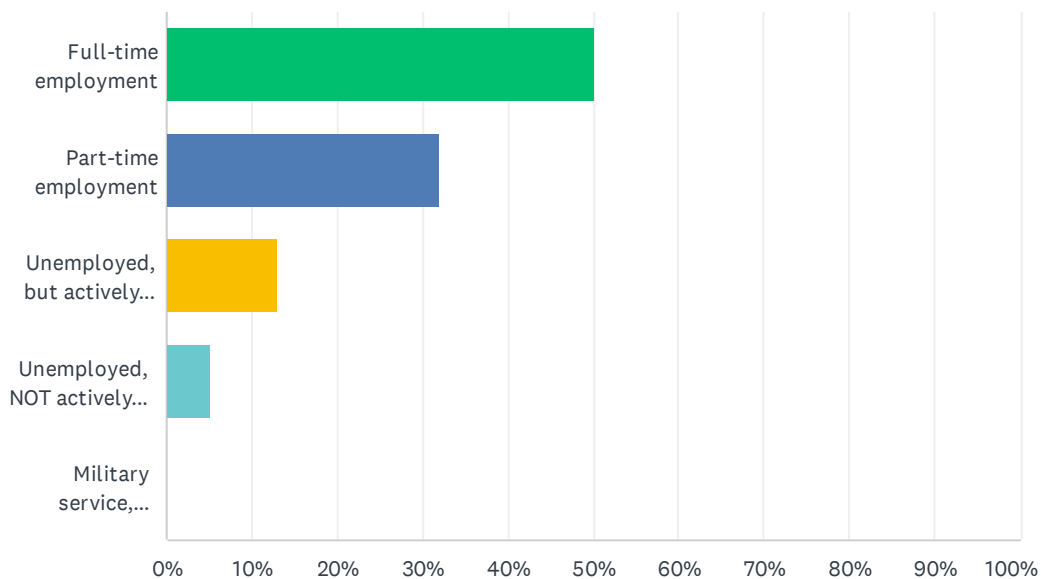


Q1 What is your present employment status?

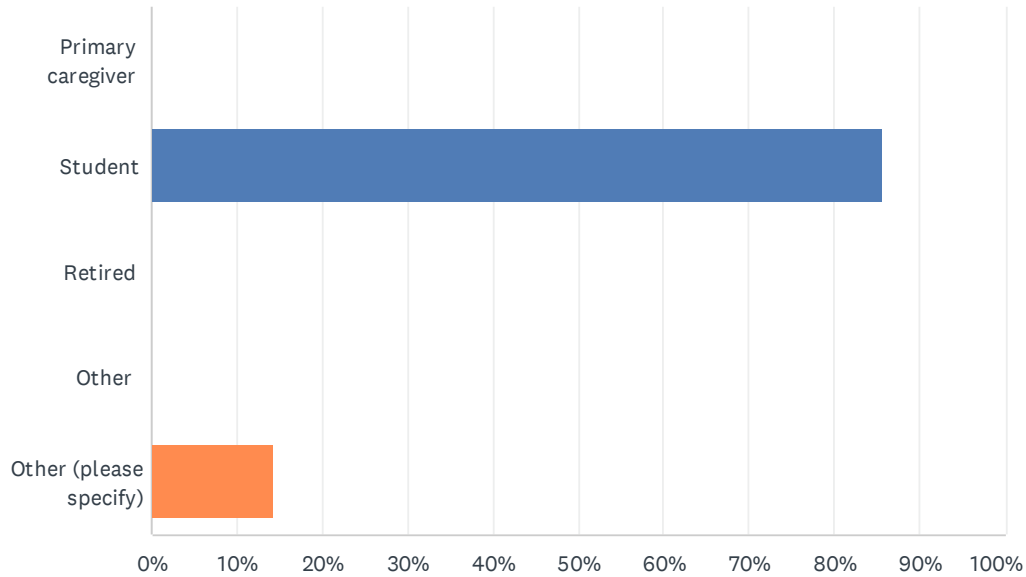
Answered: 116 Skipped: 1



ANSWER CHOICES	RESPONSES	
Full-time employment	50.00%	58
Part-time employment	31.90%	37
Unemployed, but actively seeking employment	12.93%	15
Unemployed, NOT actively seeking employment	5.17%	6
Military service, full-time	0.00%	0
TOTAL		116

Q2 In question 1 above, if you answered: "unemployed, NOT actively seeking employment", please indicate why:

Answered: 7 Skipped: 110



ANSWER CHOICES	RESPONSES	
Primary caregiver	0.00%	0
Student	85.71%	6
Retired	0.00%	0
Other	0.00%	0
Other (please specify)	14.29%	1
TOTAL		7

Q3 What is the name of your current employer?

Answered: 59 Skipped: 58

Q4 Where is the city and state of your current employer?

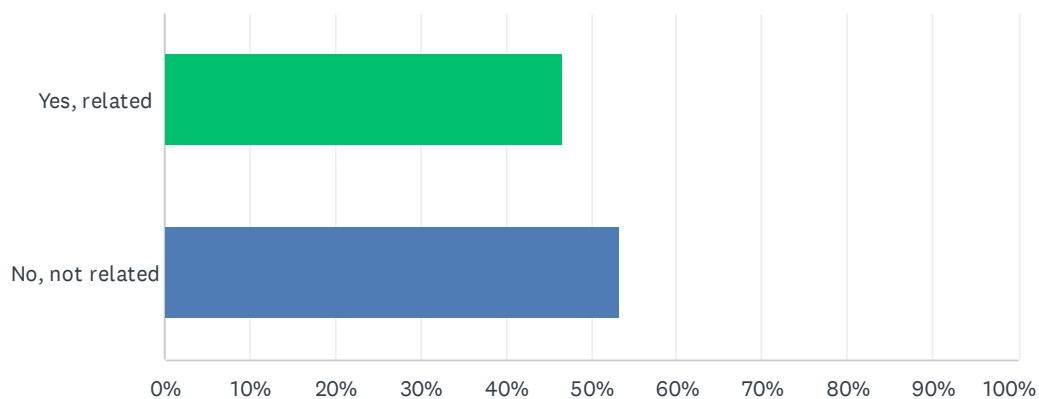
Answered: 59 Skipped: 58

Q5 What is your current job title?

Answered: 59 Skipped: 58

Q6 Is your current job related to your Tunxis major/field of study?

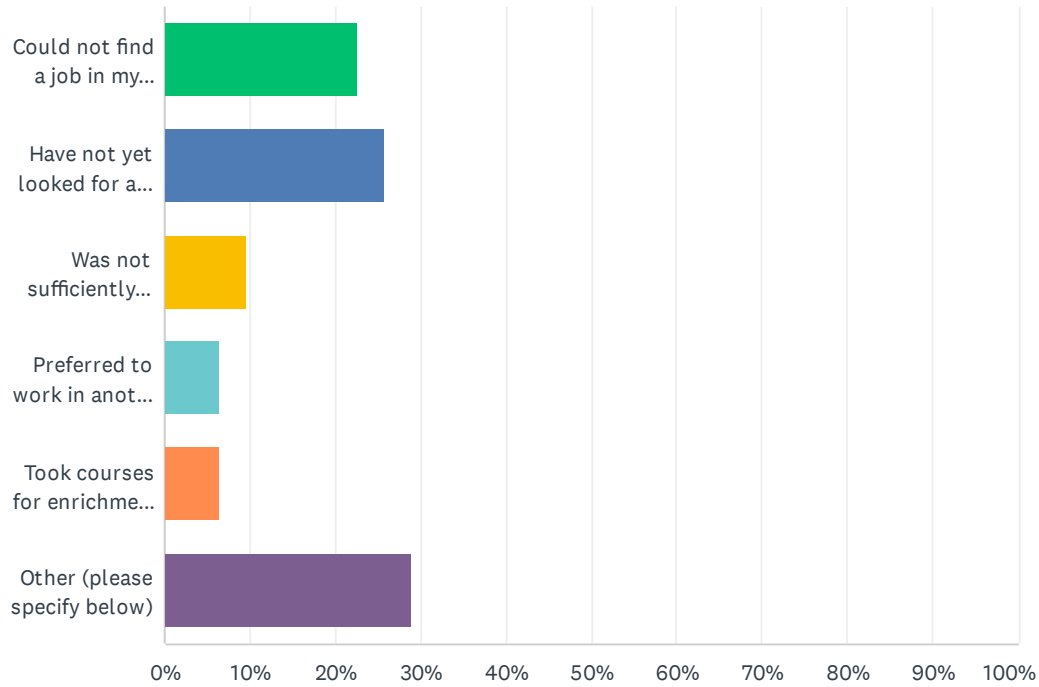
Answered: 62 Skipped: 55



ANSWER CHOICES	RESPONSES	
Yes, related	46.77%	29
No, not related	53.23%	33
TOTAL		62

Q7 If you answered "No" to question 6, please indicate why: (otherwise, skip to question 8)

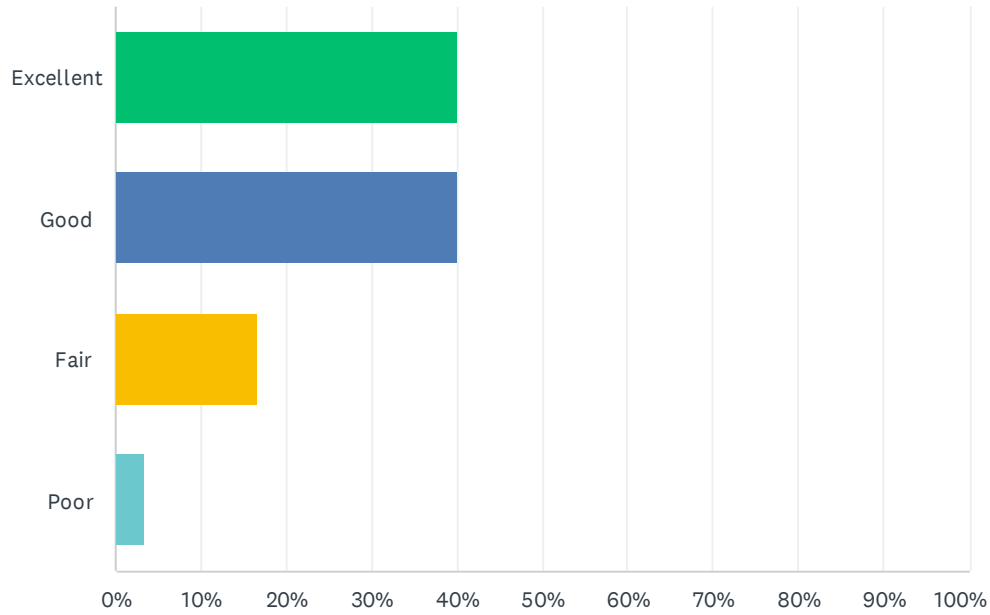
Answered: 31 Skipped: 86



ANSWER CHOICES	RESPONSES	
Could not find a job in my field of preparation	22.58%	7
Have not yet looked for a job in my field	25.81%	8
Was not sufficiently qualified	9.68%	3
Preferred to work in another field	6.45%	2
Took courses for enrichment, not job-related	6.45%	2
Other (please specify below)	29.03%	9
TOTAL		31

Q8 How would you rate your Tunxis Community College education as preparation for your current employment?

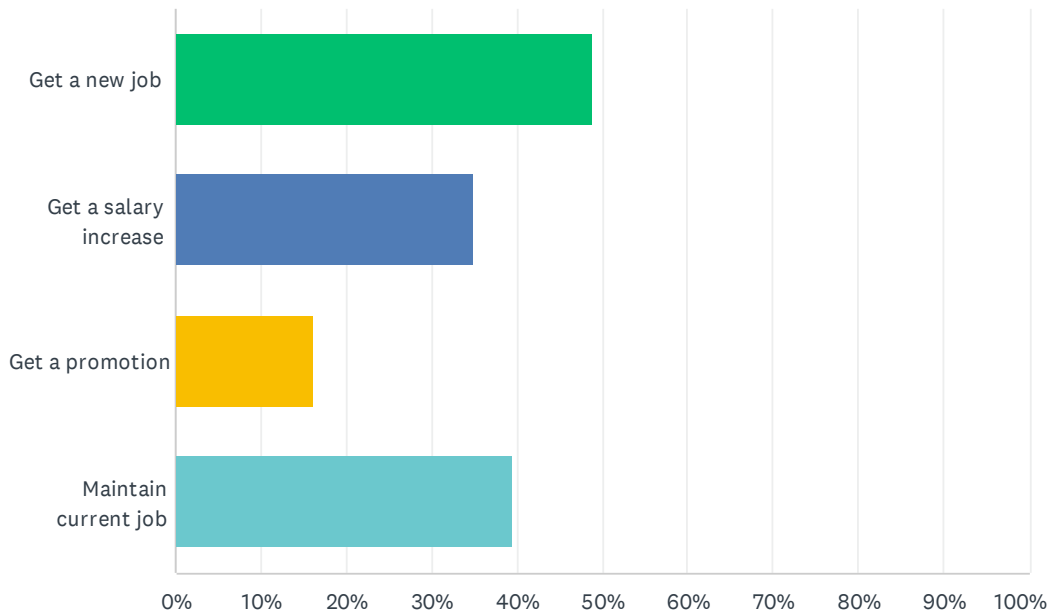
Answered: 60 Skipped: 57



ANSWER CHOICES	RESPONSES	
Excellent	40.00%	24
Good	40.00%	24
Fair	16.67%	10
Poor	3.33%	2
TOTAL		60

Q9 Did your community college education help you... (check all that apply)

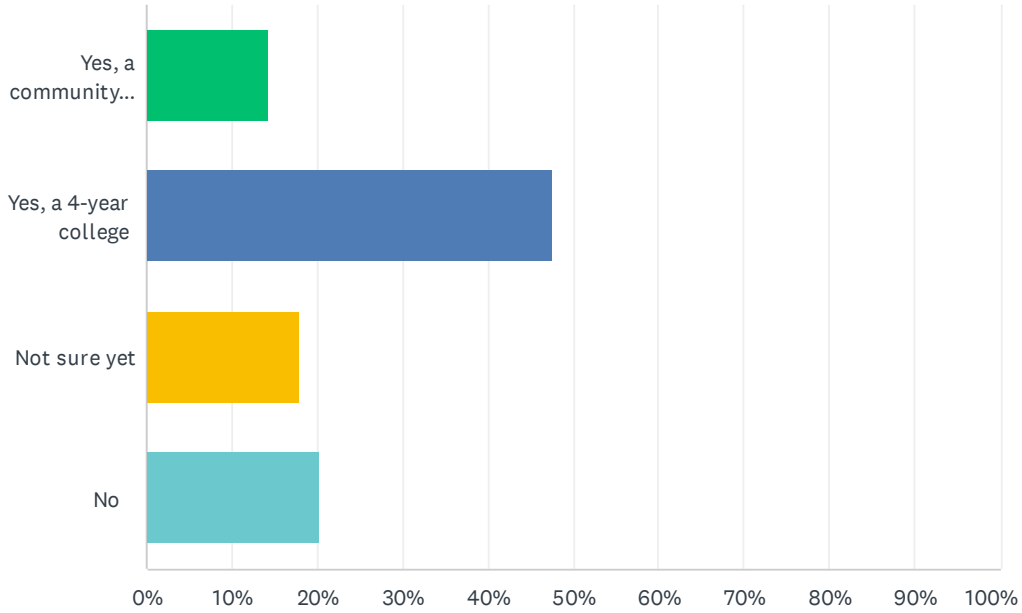
Answered: 43 Skipped: 74



ANSWER CHOICES	RESPONSES	
Get a new job	48.84%	21
Get a salary increase	34.88%	15
Get a promotion	16.28%	7
Maintain current job	39.53%	17
Total Respondents: 43		

Q10 Do you plan or are you attending a college or university in the current semester?

Answered: 84 Skipped: 33



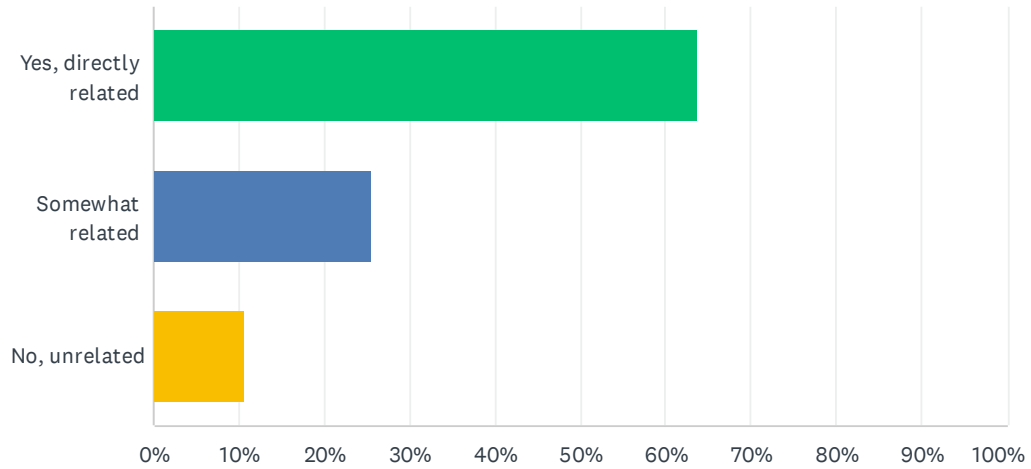
ANSWER CHOICES	RESPONSES	
Yes, a community college	14.29%	12
Yes, a 4-year college	47.62%	40
Not sure yet	17.86%	15
No	20.24%	17
TOTAL		84

Q11 What is the name of the college you plan to attend/is attending?

Answered: 45 Skipped: 72

Q12 Will your academic major be related to your community college major?

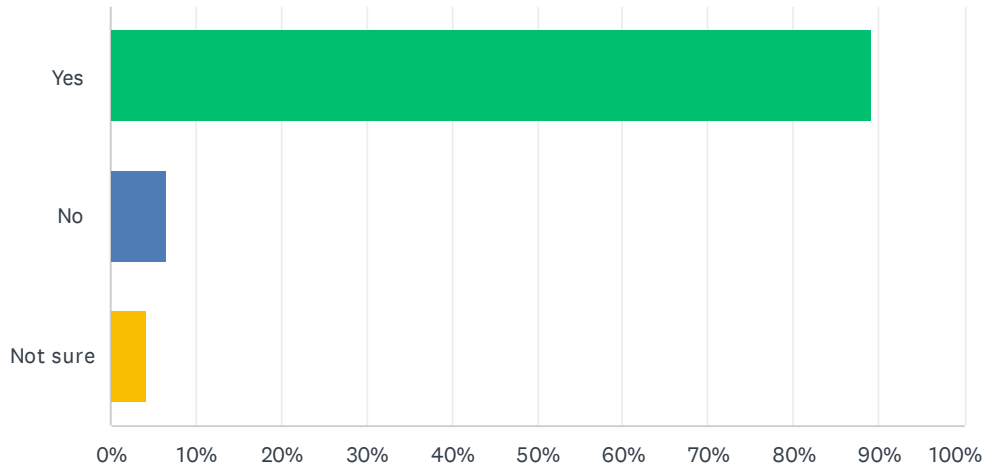
Answered: 47 Skipped: 70



ANSWER CHOICES	RESPONSES	
Yes, directly related	63.83%	30
Somewhat related	25.53%	12
No, unrelated	10.64%	5
TOTAL		47

Q13 Do you feel your community college education has prepared you for your current college studies?

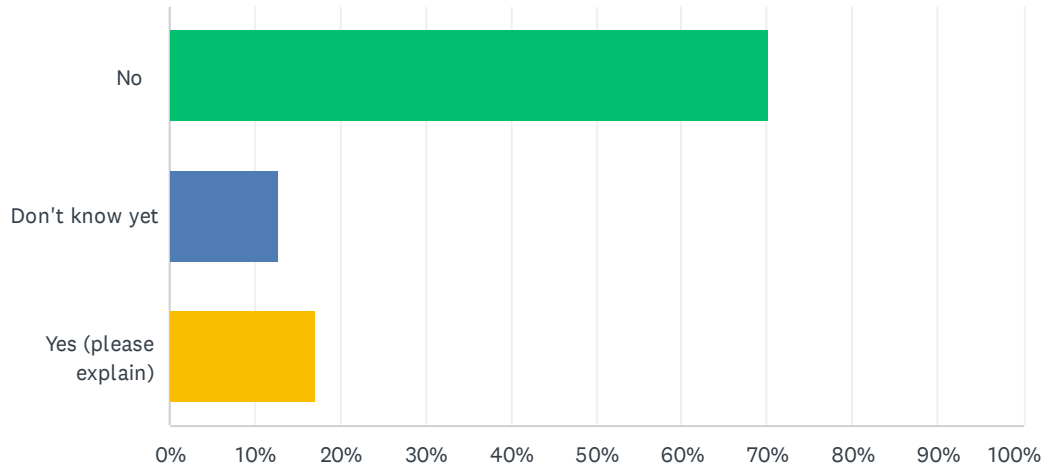
Answered: 46 Skipped: 71



ANSWER CHOICES	RESPONSES	
Yes	89.13%	41
No	6.52%	3
Not sure	4.35%	2
TOTAL		46

Q14 Did you have any difficulty with transferring credits to another institution?

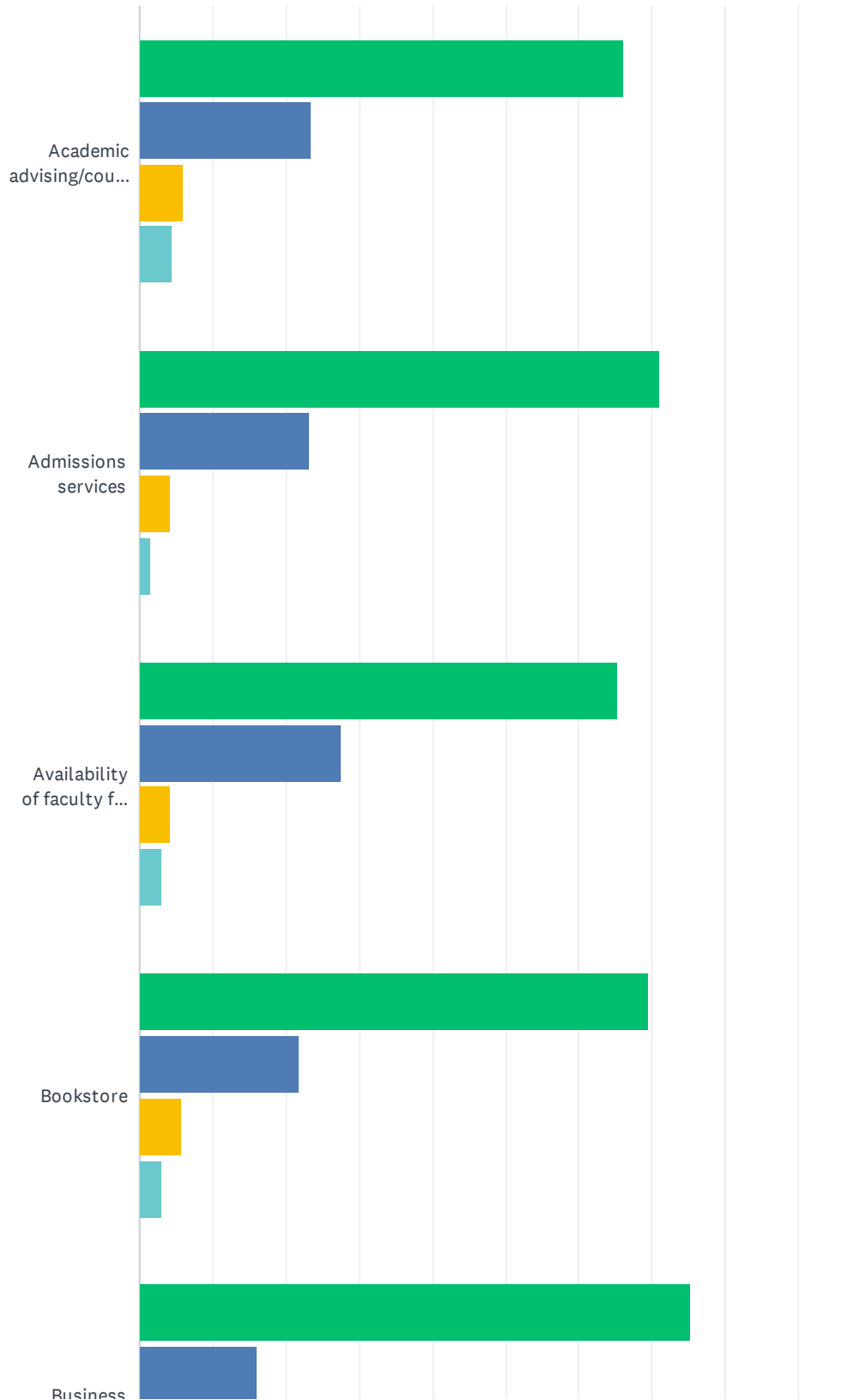
Answered: 47 Skipped: 70

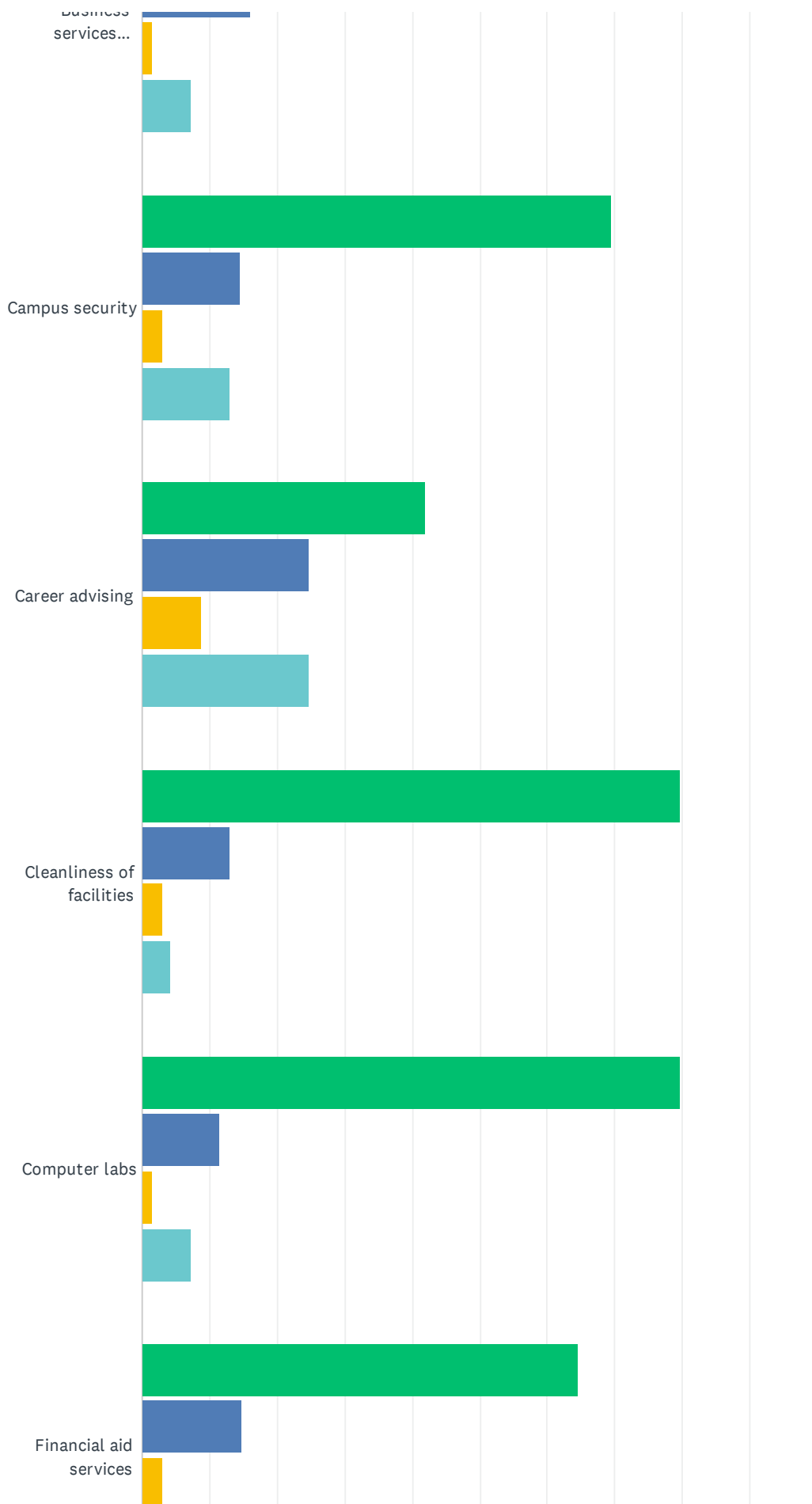


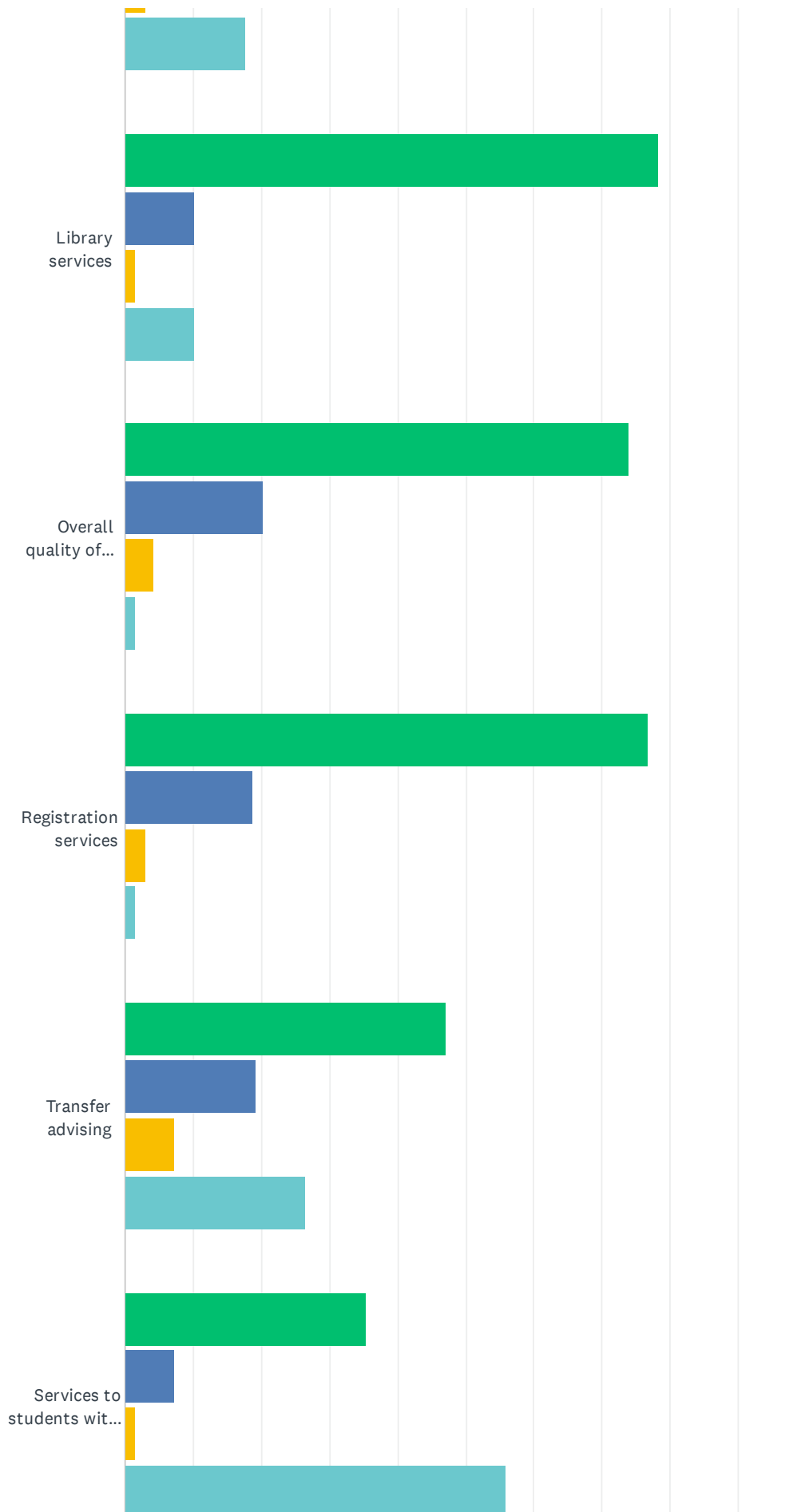
ANSWER CHOICES	RESPONSES	
No	70.21%	33
Don't know yet	12.77%	6
Yes (please explain)	17.02%	8
TOTAL		47

Q15 Please rate your level of satisfaction with each of the following student services at Tunxis Community College

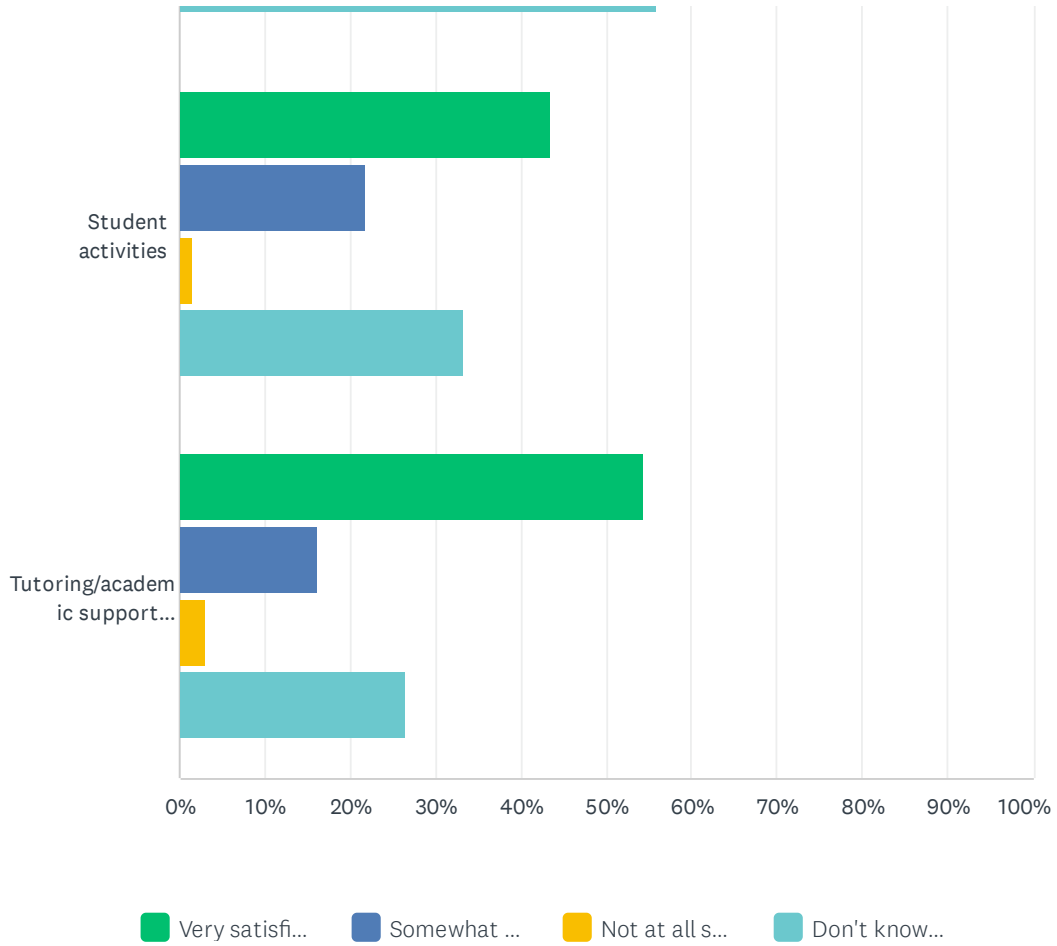
Answered: 69 Skipped: 48







TXCC GSS 2021

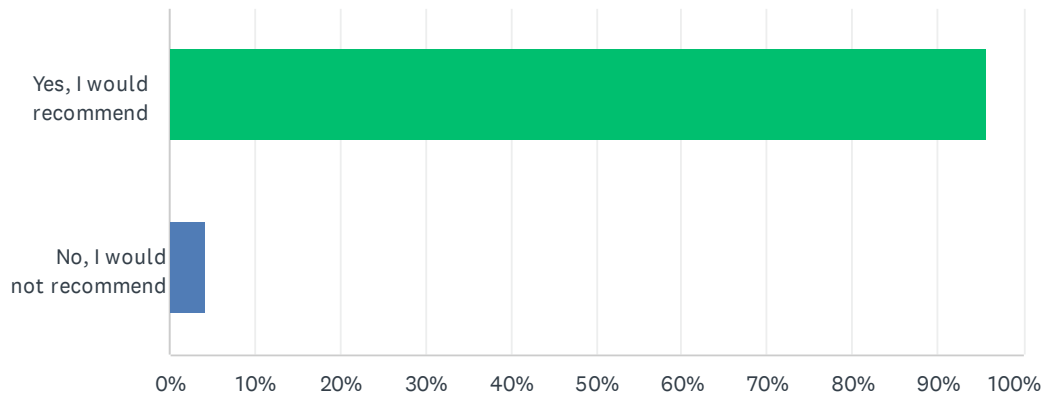


TXCC GSS 2021

	VERY SATISFIED	SOMEWHAT SATISFIED	NOT AT ALL SATISFIED	DON'T KNOW/ NOT APPLICABLE	TOTAL
Academic advising/counseling	66.18% 45	23.53% 16	5.88% 4	4.41% 3	68
Admissions services	71.01% 49	23.19% 16	4.35% 3	1.45% 1	69
Availability of faculty for interaction outside of the classroom	65.22% 45	27.54% 19	4.35% 3	2.90% 2	69
Bookstore	69.57% 48	21.74% 15	5.80% 4	2.90% 2	69
Business services (cashiers, payment process, etc.)	75.36% 52	15.94% 11	1.45% 1	7.25% 5	69
Campus security	69.57% 48	14.49% 10	2.90% 2	13.04% 9	69
Career advising	42.03% 29	24.64% 17	8.70% 6	24.64% 17	69
Cleanliness of facilities	79.71% 55	13.04% 9	2.90% 2	4.35% 3	69
Computer labs	79.71% 55	11.59% 8	1.45% 1	7.25% 5	69
Financial aid services	64.71% 44	14.71% 10	2.94% 2	17.65% 12	68
Library services	78.26% 54	10.14% 7	1.45% 1	10.14% 7	69
Overall quality of faculty instruction	73.91% 51	20.29% 14	4.35% 3	1.45% 1	69
Registration services	76.81% 53	18.84% 13	2.90% 2	1.45% 1	69
Transfer advising	47.06% 32	19.12% 13	7.35% 5	26.47% 18	68
Services to students with disabilities	35.29% 24	7.35% 5	1.47% 1	55.88% 38	68
Student activities	43.48% 30	21.74% 15	1.45% 1	33.33% 23	69
Tutoring/academic support services	54.41% 37	16.18% 11	2.94% 2	26.47% 18	68

Q16 Would you recommend Tunxis to a friend or family member?

Answered: 69 Skipped: 48



ANSWER CHOICES	RESPONSES	
Yes, I would recommend	95.65%	66
No, I would not recommend	4.35%	3
TOTAL		69

Q17 Looking back on your community college education, is there anything you would change about your academic program and the preparation it provided you?

Answered: 26 Skipped: 91

Q18 What stands out in your mind (positive and/or negative) about your Connecticut community college experience?

Answered: 30 Skipped: 87